



2013

Faria Marine Instruments Aftermarket Catalog





Gauge Kits



Drop-in OEM Replacements Kits

Packaged and ready for the display counter. These Boxed Sets offer a complete set of gauges ready to install.

Available in Chesapeake White Stainless Steel, Chesapeake Black Stainless Steel, Euro, Euro White, Dress White and Kronos styles .

Style	Part No.	Description
Euro	KT9799	Inboard Set 6 gauge
Euro	KT9796	Outboard Set 4 gauge
Euro White	KT9798	Inboard Set 6 gauge
Euro White	KT9795	Outboard Set 4 gauge
Dress White	KT9797	Inboard Set 6 gauge
Dress White	KT9794	Outboard Set 4 gauge
Chesapeake SS White	KTF001	Inboard Set 6 gauge
Chesapeake SS White	KTF002	Outboard Set 4 gauge
Chesapeake SS Black	KTF003	Inboard Set 6 gauge
Chesapeake SS Black	KTF004	Outboard Set 4 gauge
Kronos	KTF024	Inboard Set 6 gauge



The **Inboard Set** comes with Speedometer and Pitot, Tachometer, Fuel gauge, Voltmeter, Water Temp gauge and Oil Pressure gauge.



The **Outboard Set** comes complete with Speedometer and Pitot, Tachometer, Fuel gauge and Voltmeter.



Made in the USA

P.O. Box 983 • Uncasville, CT 06382
Tel: 860-848-9271 Fax: 860-848-2704
www.faria-instruments.com



ENGINEERED *Elegance*™



The Digital Dash kit offer a complete set of digital gauges ready to install.

The Digital Dash kit digital gauge set is an easy to use Analog style instrument, with advanced ECU monitoring capabilities demanded by today's leading engine manufacturers.

The digital instrumentation communicates directly with the NMEA 2000 and SmartCraft protocols used by the engine ECU providing an important link between the operator and the engine ECU. With just a push of a button the operator can tell the status of the health of the engine including diagnostic messages, fault alerts, and parameter information. The Digital Dash kit from Faria is a great value for those boat owners looking to upgrade the instruments on their boat with American Made, OEM drop in replacements.

NMEA 2000

Base Set - KTF034	4 Gauge Box Set - KTF032
MG3000 Tachometer MG1000 Speedometer	MG3000 Tachometer MG1000 Speedometer Trim Water Pressure (0-60 PSI)

SmartCraft

Base Set - KTF043	4 Gauge Box Set - KTF042
MG3000 Tachometer MG1000 Speedometer	MG3000 Tachometer MG1000 Speedometer Trim Water Pressure (0-60 PSI)

Harnesses Available - Connects from engine to backbone for quick connections to gauges.

**HONDA
MARINE**
(KTF035)

SUZUKI
(KTF033)

Mini NMEA 2000 Back Bone Harness - KTF138
Mini SmartCraft Back Bone Harness - KTF044

Drop-in OEM Replacements



VOLVO



**HONDA
MARINE**



BOMBARDIER



YANMAR



SAE J1939



Made in the USA

P.O. Box 983 • Uncasville, CT 06382
Tel: 860-848-9271 Fax: 860-848-2704
www.faria-instruments.com



Fuel Manager

With an oversized back-lit display fuel management can be easily read in any weather condition.

This simple to install unit (see Owners' Manual) displays Fuel Flow in Gallons or Liters per hour. Displays Total or Trip Fuel Used, calculates Fuel Remaining and includes a selectable Low Fuel Alarm.



Available in many Faria styles

Factory #	Style	Desc.
FFM027	Euro Black	Fuel Manager with in-line sensor
FFM026	Euro White	Fuel Manager with in-line sensor
FFM029	Coral	Fuel Manager with in-line sensor
FFM027	Pro Red	Fuel Manager with in-line sensor
FFM028	Dress White	Fuel Manager with in-line sensor
FFM024	Chesapeake White SS	Fuel Manager with in-line sensor
FFM025	Chesapeake Black SS	Fuel Manager with in-line sensor
FFM026	Chesapeake White	Fuel Manager with in-line sensor
FFM027	Chesapeake Black	Fuel Manager with in-line sensor

Fuel Flow Sender



The fuel flow sender is designed for installation in Coast Guard approved 3/8" flexible fuel line. The transducer **MUST** be installed **AFTER** the main fuel filter. It should be located well away from any area where it will be effected by excessive heat or vibration from the engine. It is preferable to mount the transducer in a vertical position.

For use in Gas Engines only.

Features & Benefits

- Displays Fuel Remaining
- Monitors Fuel flow from
 - .5 to 34 Gallons per hour
 - 2.5 to 160 Liters per hour
- Trip Fuel Log and Total Fuel Log displayed in Gallons or Liters
- Includes a selectable low fuel audible alarm
- Easy to install!
- Easy to match with other gauges in dash
- Available with Stainless Steel bezel



Made in the USA

P.O. Box 983 • Uncasville, CT 06382
Tel: 860-848-9271 Fax: 860-848-2704
www.faria-instruments.com



Depth Sounders

Accuracy at High Speeds

Faria Engineers have incorporated the latest microprocessor technology and proprietary software designed to take advantage of today's high performance transducers. As a result this depth sounder out performs all others on the market in its high speed capabilities and accuracy when faced with various bottom conditions.

The Depth Sounders from Faria offer a 3-199 foot (61m) depth capability, with an automatic gain control, backlighting for maximum night vision, keel offset, and deep and shallow water alarms.

Depth can be read in meters, and feet. With its oversized back-lit display depth can be easily read in any condition. Audible and Visual alarms let the boater know when a shallow or deep water condition exist. A programmable keel offset lets you adjust the offset from the keel at the display.

Add Temperature

The dual display of the Dual Temperature Depth Sounder can also show temperature of the water and the ambient air temp. all from one 2" gauge.

The Dual Temperature Depth Sounder comes with a Transom Mounted Transducer and Temp. Sender.

Available in many Faria styles

Factory #	Desc.	Style	Kit # with Transducer		
			Transom	In-Hull	Thru-Hull
DS0101	Depth Sounder	Euro Black	12850	12851	
DS0100	Depth Sounder	Euro White	12950	12951	
DS0102	Depth Sounder	Euro Beige	15050	15051	
DS0103	Depth Sounder	Euro Beige SS	15150	15151	
DS0112	Depth Sounder	Coral	13050	13051	
DS0114	Depth Sounder	Dress White	13150	13151	
DS0110	Depth Sounder	Chesapeake SS White	13850	13851	13894
DS0111	Depth Sounder	Chesapeake SS Black	13750	13751	13795
DS0100	Depth Sounder	Chesapeake White	12950	12951	
DS0101	Depth Sounder	Chesapeake Black	12850	12851	
DS0101	Depth Sounder	Professional Red	12850	12851	
DS0109	Depth Sounder	Signature Gold	14550	14551	
DS0104	Depth Sounder	Spun Silver	36150	36151	
DS0108	Depth Sounder	Regal Gold	17150	17151	

Factory #	Desc.	Style	Kit # Transom
			with Temp Sender
DS1009	Dual Temp. Depth Sounder	Dress White	13154
DS1004	Dual Temp. Depth Sounder	Chesapeake SS White	13852
DS1002	Dual Temp. Depth Sounder	Chesapeake SS Black	13752



Features & Benefits


- Depth Range: 1- 61 meters (3 -199 feet)
- Deep and Shallow water alarms
- Programmable Keel off-set
- Automatic Gain control
- Back lighting for maximum night vision;
 - Blue, White and Red LEDs available
- Metric or US standard units
- Easy to install!

Dual Temp Depth Sounder displays Outside Air temperatures and Water temperatures from 32° F to 200 °F.

Harnesses and connectors included.
Fits a standard 2 1/16" gauge mounting hole.

Senders and Transducers

The Depth Sounder is available with either a Transom, In-Hull or a Through Hull transducer.



Made in the USA
 P.O. Box 983 • Uncasville, CT 06382
 Tel: 860-848-9271 Fax: 860-848-2704
www.faria-instruments.com

Standard Styles



Chesapeake
Black - page 1



Chesapeake
Black SS - page 2



Chesapeake
White - page 3



Chesapeake
White SS - page 4



Coral - page 5



Dress White
- page 6



Euro - page 7



Euro Biege
- page 8



Euro Biege SS
- page 8



Euro White
- page 9



Euro White
Gold - page 10



Kronos
- page 10



Performance SS
- page 11



Professional
Red - page 11



Regal Gold
- page 12



Signature Gold
- page 13



Spun Silver
- page 14



Black Fade
- page 14



Newport



Chesapeake Black							
Factory	Catalog	UPC	Origin	Hazard	Weight	Size	Description
TC9784	34707	7 59266 34707 6	USA	N	0.68	4	Tachometer (6000 RPM) (Gas) (Inboard & I/O)
TC9031	34717	7 59266 34717 5	USA	N	0.68	4	Tachometer (7000 RPM) (All outboard)
TD9180	34742	7 59266 34742 7	USA	N	0.68	4	Tachometer (4000 RPM) (Diesel) (Mechanical takeoff & var ratio alt)
TD9738	34718	7 59266 34718 2	USA	N	0.68	4	Tachometer (4000 RPM) (Diesel) (Mag Pick-Up)
TC9137	34732	7 59266 34732 8	USA	N	0.68	4	Tachometer with Hourmeter (6000 RPM) (Gas) (Inboard)
TCH010	34740	7 59266 34740 3	USA	N	0.68	4	Tachometer with Hourmeter (7000 RPM) (Gas) (Outboard)
TD9140	34734	7 59266 34734 2	USA	N	0.68	4	Tachometer with Hourmeter (4000 RPM) (Diesel) (Mech takeoff & var ratio alt)
TD9139	34741	7 59266 34741 0	USA	N	0.72	4	Tachometer with Hourmeter (4000 RPM) (Diesel) (Mag Pick-Up)
TC9885	34750	7 59266 34750 2	USA	N	0.68	4	Tachometer (7000 RPM) with SystemCheck Indicator (Gas) (J/E Outboard)
TC4010	34760	7 59266 34760 1	USA	N	0.68	4	Tachometer (7000 RPM) with Suzuki Monitor (Gas) (Suzuki Outboard)
SE9505	34710	7 59266 34710 6	USA	N	0.54	4	Speedometer (35 MPH) (Mechanical)
SE9508	34711	7 59266 34711 3	USA	N	0.54	4	Speedometer (60 MPH) (Mechanical)
SE9511	34719	7 59266 34719 9	USA	N	0.54	4	Speedometer (80 MPH) (Mechanical)
SE9570	34721	7 59266 34721 2	USA	N	0.54	4	Speedometer (30 Knot) (Mechanical)
SE9539	34722	7 59266 34722 9	USA	N	0.54	4	Speedometer (50 Knot) (Mechanical)
SE9561	34723	7 59266 34723 6	USA	N	0.54	4	Speedometer (70 Knot) (Mechanical)
SY9624	34701	7 59266 34701 4	USA	N	0.68	4	Synchronizer (Dual Engine)
GF0005	34751	7 59266 34751 9	USA	N	0.62	4	Multifunction [Fuel Level Oil PSI (80 PSI) Water Temp (100-250 F) Voltmeter (10-16 VDC)]
GF4006			USA	N	0.62	5	Multifunction [Fuel Level Oil PSI (80 PSI) Water Temp (100-250 F) Voltmeter (10-16 VDC)]
DS0101	12850	7 59266 12850 7	USA	N	1.00	2	Depth Sounder (Transom Mounted Transducer)
DS0101	12851	7 59266 12851 4	USA	N	1.00	2	Depth Sounder (In-Hull Mounted Transducer)
FFM027	FFM027	7 59266 10027 5	USA	N	1.00	2	Fuel Manager with In-Line Transducer
GP9367	14701	7 59266 14701 0	USA	N	0.26	2	Fuel Level Gauge (E-1/2-F)
GP9338	14718	7 59266 14718 8	USA	N	0.26	2	Fuel Level Gauge (Metric)
GP9337	14719	7 59266 14719 5	USA	N	0.26	2	Tank Level Gauge (Potable water)
GP9314	14720	7 59266 14720 1	USA	N	0.26	2	Tank Level Gauge (Potable water) (Metric)
GP9639	14702	7 59266 14702 7	USA	N	0.26	2	Oil Pressure Gauge (80 PSI)
GP9704	14724	7 59266 14724 9	USA	N	0.26	2	Oil Pressure Gauge (5 BAR) (Metric)
GP9829	14725	7 59266 14725 6	USA	N	0.26	2	Oil Pressure Gauge (10 BAR) (Metric)
GP9544	14726	7 59266 14726 3	USA	N	0.26	2	Transmission Pressure (25 BAR/350 PSI) (Metric)
OP1017	14712	7 59266 14712 6	USA	N	0.62	2	Water Pressure Gauge Kit (30 PSI)
OP1047	14775	7 59266 14775 1	USA	N	0.62	2	Water Pressure Gauge Kit (60 PSI)
OP1080	14721	7 59266 14721 8	USA	N	0.62	2	Water Press Gauge Kit (2 Bar) (Metric)
GP9448	14706	7 59266 14706 5	USA	N	0.28	2	Cylinder Head Temperature (60 - 220 F) with sender
GP9420	14729	7 59266 14729 4	USA	N	0.28	2	Cylinder Head Temperature (20 - 100 C) with sender
GP9141	14704	7 59266 14704 1	USA	N	0.26	2	Water Temperature Gauge (100-250 F)
GP9183	14728	7 59266 14728 7	USA	N	0.26	2	Water Temperature Gauge (40-120 C) (Metric)
GP7442	14789	7 59266 14789 8	USA	N	0.26	2	Trim Gauge (Honda) (May require harness 93100)
GP9401	14707	7 59266 14707 2	USA	N	0.26	2	Trim Gauge (Mercury/Mariner/MerCruiser/Volvo DP/Yamaha-2001 and newer)
GP9413	14709	7 59266 14709 6	USA	N	0.26	2	Trim Gauge (J/E/Suzuki Outboard)
GP9728	14708	7 59266 14708 9	USA	N	0.26	2	Trim Gauge (OMC Cobra/Volvo SX)
GP9733	14730	7 59266 14730 0	USA	N	0.26	2	Trim Gauge (OMC Sea/Stern drive) (except Cobra)
GP7464	14790	7 59266 14790 4	USA	N	0.26	2	Trim Gauge (Yamaha 1997 thru 2000)
AP9539	14731	7 59266 14731 7	USA	N	0.26	2	Ammeter (60-0-60)
VP7919	14723	7 59266 14723 2	USA	N	0.30	2	Battery Condition Indicator (12 VDC)
CL1029	14752	7 59266 14752 2	USA	N	0.30	2	Clock (Quartz) (Analog)
MH0054	14713	7 59266 14713 3	USA	N	0.30	2	Hourmeter (10,000 hrs) (12-32 VDC)
GP7513	14722	7 59266 14722 5	USA	N	0.32	2	Rudder Angle Indicator
GP9879	14753	7 59266 14753 9	USA	N	0.32	2	SystemCheck Indicator
GP4820	14754	7 59266 14754 6	USA	N	0.32	2	Suzuki Monitor
VP9153	14705	7 59266 14705 8	USA	N	0.26	2	Voltmeter (10-16 VDC)
VP9210	14760	7 59266 14760 7	USA	N	0.26	2	Voltmeter (20-32 VDC)

Chesapeake Black SS							
Factory	Catalog	UPC	Origin	Hazard	Weight	Size	Description
KTF003	KTF003	7 59266 00003 2	USA	N	5.00		Boxed Set - Inboard (Speedo (60 MPH) (Mech) Tach (6000 RPM) Fuel Level Voltmeter (10-16 VDC) Water Temp (100-250 F) Oil PSI (80 PSI)
KTF004	KTF004	7 59266 00004 9	USA	N	5.00		Boxed Set - Outboard (Speedo (60 MPH) (Mech) Tach (7000 RPM) Fuel Level Voltmeter (10-16 VDC)
TC9785	33710	7 59266 33710 7	USA	N	0.68	4	Tachometer (6000 RPM) (Gas) (Inboard & I/O)
TC9035	33718	7 59266 33718 3	USA	N	0.68	4	Tachometer (7000 RPM) (All outboard)
TD9127	33742	7 59266 33742 8	USA	N	0.68	4	Tachometer (4000 RPM) (Diesel) (Mechanical takeoff & var ratio alt)
TD9732	33719	7 59266 33719 0	USA	N	0.68	4	Tachometer (4000 RPM) (Diesel) (Mag Pick-Up)
TC9127	33732	7 59266 33732 9	USA	N	0.68	4	Tachometer with Hourmeter (6000 RPM) (Gas) (Inboard)
TCH009	33740	7 59266 33740 4	USA	N	0.68	4	Tachometer with Hourmeter (7000 RPM) (Gas) (Outboard)
TD9107	33734	7 59266 33734 3	USA	N	0.68	4	Tachometer with Hourmeter (4000 RPM) (Diesel) (Mech takeoff & var ratio alt)
TD9117	33741	7 59266 33741 1	USA	N	0.72	4	Tachometer with Hourmeter (4000 RPM) (Diesel) (Mag Pick-Up)
TC9884	33750	7 59266 33750 3	USA	N	0.68	4	Tachometer (7000 RPM) with SystemCheck Indicator (Gas) (J/E Outboard)
SE9506	33703	7 59266 33703 9	USA	N	0.54	4	Speedometer (35 MPH) (Mechanical)
SE9509	33704	7 59266 33704 6	USA	N	0.54	4	Speedometer (60 MPH) (Mechanical)
SE9512	33705	7 59266 33705 3	USA	N	0.54	4	Speedometer (80 MPH) (Mechanical)
SE9733	33720	7 59266 33720 6	USA	N	0.54	4	Speedometer (100 MPH) (Mechanical)
SE9734	33721	7 59266 33721 3	USA	N	0.54	4	Speedometer (30 Knot) (Mechanical)
SE9736	33722	7 59266 33722 0	USA	N	0.54	4	Speedometer (50 Knot) (Mechanical)
SE9737	33723	7 59266 33723 7	USA	N	0.54	4	Speedometer (70 Knot) (Mechanical)
SY9625	33701	7 59266 33701 5	USA	N	0.68	4	Synchronizer (Dual Engine)
SY9650	33725	7 59266 33725 1	USA	N	0.68	4	Synchronizer (Dual Engine) (Diesel) (Mag Pick Up)
GF4005			USA	N	0.62	5	Multifunction [Fuel Level Oil PSI (80 PSI) Water Temp (100-250 F) Voltmeter (10-16 VDC)]
GF0007	33751	7 59266 33751 0	USA	N	0.62	4	Multifunction [Fuel Level Oil PSI (80 PSI) Water Temp (100-250 F) Voltmeter (10-16 VDC)]
DS1002	13752	7 59266 13752 3	USA	N	1.00	2	Depth Sounder with Air and Water Temperature
DS1002	13797	7 59266 13797 4	USA	N	1.00	2	Depth Sounder with Air and Water Temperature (Thru-Hull Transducer)
DS0111	13750	7 59266 13750 9	USA	N	1.00	2	Depth Sounder (Transom Mounted Transducer)
DS0111	13751	7 59266 13751 6	USA	N	1.00	2	Depth Sounder (In-Hull Mounted Transducer)
DS0111	13795	7 59266 13795 0	USA	N	1.00	2	Depth Sounder (Thru-Hull Mounted Transducer)
FFM025	FFM025	7 59266 10025 1	USA	N	1.00	2	Fuel Manager with In-Line Transducer
GP9368	13701	7 59266 13701 1	USA	N	0.26	2	Fuel Level Gauge (E-1/2-F)
GP9777	13721	7 59266 13721 9	USA	N	0.26	2	Fuel Level Gauge (Metric)
GP9787	13722	7 59266 13722 6	USA	N	0.26	2	Tank Level Gauge (Potable water)
GP9778	13723	7 59266 13723 3	USA	N	0.26	2	Tank Level Gauge (Potable water) (Metric)
GP9640	13702	7 59266 13702 8	USA	N	0.26	2	Oil Pressure Gauge (80 PSI)
GP9688	13703	7 59266 13703 5	USA	N	0.26	2	Oil Pressure Gauge (100 PSI)
GP9779	13728	7 59266 13728 8	USA	N	0.26	2	Oil Pressure Gauge (5 BAR) (Metric)
GP9788	13729	7 59266 13729 5	USA	N	0.26	2	Oil Pressure Gauge (10 BAR) (Metric)
GP9785	13730	7 59266 13730 1	USA	N	0.26	2	Transmission Pressure (25 BAR/350 PSI) (Metric)
OP1018	13712	7 59266 13712 7	USA	N	0.62	2	Water Pressure Gauge Kit (30 PSI)
OP1036	13724	7 59266 13724 0	USA	N	0.62	2	Water Press Gauge Kit (2 Bar) (Metric)
GP9449	13706	7 59266 13706 6	USA	N	0.28	2	Cylinder Head Temperature (60 - 220 F) with sender
GP9786	13733	7 59266 13733 2	USA	N	0.28	2	Cylinder Head Temperature (20 - 100 C) with sender
GP9142	13704	7 59266 13704 2	USA	N	0.26	2	Water Temperature Gauge (100-250 F)
GP9174	13732	7 59266 13732 5	USA	N	0.26	2	Water Temperature Gauge (40-120 C) (Metric)
GP7441	13789	7 59266 13789 9	USA	N	0.26	2	Trim Gauge (Honda) (May require harness 93100)
GP9402	13707	7 59266 13707 3	USA	N	0.26	2	Trim Gauge (Mercury/Mariner/Mercruiser/Volvo DP/Yamaha-2001 and newer)
GP9414	13709	7 59266 13709 7	USA	N	0.26	2	Trim Gauge (J/E/Suzuki Outboard)
GP9729	13708	7 59266 13708 0	USA	N	0.26	2	Trim Gauge (OMC Cobra/Volvo SX)
GP9789	13734	7 59266 13734 9	USA	N	0.26	2	Trim Gauge (OMC Sea/Stern drive) (except Cobra)
GP7435	13790	7 59266 13790 5	USA	N	0.26	2	Trim Gauge (Yamaha 1997 thru 2000)
AP9530	13736	7 59266 13736 3	USA	N	0.26	2	Ammeter (60-0-60)
VP7910	13726	7 59266 13726 4	USA	N	0.30	2	Battery Condition Indicator (12 VDC)
CL1027	13791	7 59266 13791 2	USA	N	0.30	2	Clock (Quartz) (Analog)
MH0055	13713	7 59266 13713 4	USA	N	0.30	2	Hourmeter (10,000 hrs) (12-32 VDC)
GP7377	13725	7 59266 13725 7	USA	N	0.32	2	Rudder Angle Indicator
GP9835	13753	7 59266 13753 0	USA	N	0.32	2	SystemCheck Indicator
GP4821	13754	7 59266 13754 7	USA	N	0.26	2	Suzuki Monitor
VP9154	13705	7 59266 13705 9	USA	N	0.26	2	Voltmeter (10-16 VDC)
VP9196	13760	7 59266 13760 8	USA	N	0.26	2	Voltmeter (20-32 VDC)

Chesapeake White							
Factory	Catalog	UPC	Origin	Hazard	Weight	Size	Description
TC9786	34807	7 59266 34807 3	USA	N	0.68	4	Tachometer (6000 RPM) (Gas) (Inboard & I/O)
TC9032	34817	7 59266 34817 2	USA	N	0.68	4	Tachometer (7000 RPM) (All outboard)
TD9181	34842	7 59266 34842 4	USA	N	0.68	4	Tachometer (4000 RPM) (Diesel) (Mechanical takeoff & var ratio alt)
TC9138	34832	7 59266 34832 5	USA	N	0.68	4	Tachometer with Hourmeter (6000 RPM) (Gas) (Inboard)
TCH005	34840	7 59266 34840 0	USA	N	0.68	4	Tachometer with Hourmeter (7000 RPM) (Gas) (Outboard)
TD9133	34834	7 59266 34834 9	USA	N	0.68	4	Tachometer with Hourmeter (4000 RPM) (Diesel) (Mech takeoff & var ratio alt)
TD9101	34841	7 59266 34841 7	USA	N	0.72	4	Tachometer with Hourmeter (4000 RPM) (Diesel) (Mag Pick-Up)
TC9891	34850	7 59266 34850 9	USA	N	0.68	4	Tachometer (7000 RPM) with SystemCheck Indicator (Gas) (J/E Outboard)
SE9507	34810	7 59266 34810 3	USA	N	0.54	4	Speedometer (35 MPH) (Mechanical)
SE9510	34811	7 59266 34811 0	USA	N	0.54	4	Speedometer (60 MPH) (Mechanical)
SE9513	34819	7 59266 34819 6	USA	N	0.54	4	Speedometer (80 MPH) (Mechanical)
SE9574	34821	7 59266 34821 9	USA	N	0.54	4	Speedometer (30 Knot) (Mechanical)
SE9573	33822	7 59266 33822 7	USA	N	0.54	4	Speedometer (50 Knot) (Mechanical)
SE9572	34823	7 59266 34823 3	USA	N	0.54	4	Speedometer (70 Knot) (Mechanical)
SY9626	34801	7 59266 34801 1	USA	N	0.68	4	Synchronizer (Dual Engine)
SY9673	34825	7 59266 34825 7	USA	N	0.68	4	Synchronizer (Dual Engine) (Diesel) (Mag Pick Up)
GF4000			USA	N	0.62	5	Multifunction [Fuel Level Oil PSI (80 PSI) Water Temp (100-250 F) Voltmeter (10-16 VDC)]
GF0006	34851	7 59266 34851 6	USA	N	0.62	4	Multifunction [Fuel Level Oil PSI (80 PSI) Water Temp (100-250 F) Voltmeter (10-16 VDC)]
DS0100	12950	7 59266 12950 4	USA	N	1.00	2	Depth Sounder (Transom Mounted Transducer)
DS0100	12951	7 59266 12951 1	USA	N	1.00	2	Depth Sounder (In-Hull Mounted Transducer)
FFM026	FFM026	7 59266 10026 8	USA	N	1.00	2	Fuel Manager with In-Line Transducer
GP9369	14801	7 59266 14801 7	USA	N	0.26	2	Fuel Level Gauge (E-1/2-F)
GP9772	14818	7 59266 14818 5	USA	N	0.26	2	Fuel Level Gauge (Metric)
GP9341	14819	7 59266 14819 2	USA	N	0.26	2	Tank Level Gauge (Potable water)
GP9340	14820	7 59266 14820 8	USA	N	0.26	2	Tank Level Gauge (Potable water) (Metric)
GP9641	14802	7 59266 14802 4	USA	N	0.26	2	Oil Pressure Gauge (80 PSI)
GP9653	14803	7 59266 14803 1	USA	N	0.26	2	Oil Pressure Gauge (100 PSI)
GP9736	14824	7 59266 14824 6	USA	N	0.26	2	Oil Pressure Gauge (5 BAR) (Metric)
GP9797	14825	7 59266 14825 3	USA	N	0.26	2	Oil Pressure Gauge (10 BAR) (Metric)
GP9543	14826	7 59266 14826 0	USA	N	0.26	2	Transmission Pressure (25 BAR/350 PSI) (Metric)
OP1019	14812	7 59266 14812 3	USA	N	0.62	2	Water Pressure Gauge Kit (30 PSI)
OP1051	14875	7 59266 14875 8	USA	N	0.62	2	Water Pressure Gauge Kit (60 PSI)
OP1081	14821	7 59266 14821 5	USA	N	0.62	2	Water Press Gauge Kit (2 Bar) (Metric)
GP9450	14806	7 59266 14806 2	USA	N	0.28	2	Cylinder Head Temperature (60 - 220 F) with sender
GP9419	14829	7 59266 14829 1	USA	N	0.28	2	Cylinder Head Temperature (20 - 100 C) with sender
GP9143	14804	7 59266 14804 8	USA	N	0.26	2	Water Temperature Gauge (100-250 F)
GP9184	14828	7 59266 14828 4	USA	N	0.26	2	Water Temperature Gauge (40-120 C) (Metric)
GP7443	14889	7 59266 14889 5	USA	N	0.26	2	Trim Gauge (Honda) (May require harness 93100)
GP9403	14807	7 59266 14807 9	USA	N	0.26	2	Trim Gauge (Mercury/Mariner/Mercruiser/Volvo DP/Yamaha-2001 and newer)
GP9415	14809	7 59266 14809 3	USA	N	0.26	2	Trim Gauge (J/E/Suzuki Outboard)
GP9730	14808	7 59266 14808 6	USA	N	0.26	2	Trim Gauge (OMC Cobra/Volvo SX)
GP7463	14890	7 59266 14890 1	USA	N	0.26	2	Trim Gauge (Yamaha 1997 thru 2000)
AP9538	14831	7 59266 14831 4	USA	N	0.26	2	Ammeter (60-0-60)
VP7918	14823	7 59266 14823 9	USA	N	0.30	2	Battery Condition Indicator (12 VDC)
CL1030	14852	7 59266 14852 9	USA	N	0.30	2	Clock (Quartz) (Analog)
MH0056	14813	7 59266 14813 0	USA	N	0.30	2	Hourmeter (10,000 hrs) (12-32 VDC)
GP7512	14822	7 59266 14822 2	USA	N	0.32	2	Rudder Angle Indicator
VP9155	14805	7 59266 14805 5	USA	N	0.26	2	Voltmeter (10-16 VDC)
VP9209	14860	7 59266 14860 4	USA	N	0.26	2	Voltmeter (20-32 VDC)

Chesapeake White SS							
Factory	Catalog	UPC	Origin	Hazard	Weight	Size	Description
KTF001	KTF001	7 59266 00001 8	USA	N	5.00		Boxed Set - Inboard (Speedo (60 MPH) (Mech) Tach (6000 RPM) Fuel Level Voltmeter (10-16 VDC) Water Temp (100-250 F) Oil PSI (80 PSI)
KTF002	KTF002	7 59266 00002 5	USA	N	5.00		Boxed Set - Outboard (Speedo (60 MPH) (Mech) Tach (7000 RPM) Fuel Level Voltmeter (10-16 VDC)
TC9796	33807	7 59266 33807 4	USA	N	0.68	4	Tachometer (6000 RPM) (Gas) (Inboard & I/O)
TC9002	33817	7 59266 33817 3	USA	N	0.68	4	Tachometer (7000 RPM) (All outboard)
TD9733	33818	7 59266 33818 0	USA	N	0.68	4	Tachometer (4000 RPM) (Diesel) (Mag Pick-Up)
TC9128	33832	7 59266 33832 6	USA	N	0.68	4	Tachometer with Hourmeter (6000 RPM) (Gas) (Inboard)
TCH008	33840	7 59266 33840 1	USA	N	0.68	4	Tachometer with Hourmeter (7000 RPM) (Gas) (Outboard)
TD9108	33834	7 59266 33834 0	USA	N	0.68	4	Tachometer with Hourmeter (4000 RPM) (Diesel) (Mech takeoff & var ratio alt)
TD9118	33841	7 59266 33841 8	USA	N	0.72	4	Tachometer with Hourmeter (4000 RPM) (Diesel) (Mag Pick-Up)
TC9881	33850	7 59266 33850 0	USA	N	0.68	4	Tachometer (7000 RPM) with SystemCheck Indicator (Gas) (J/E Outboard)
TC4025	33860	7 59266 33860 9	USA	N	0.68	4	Tachometer (7000 RPM) with Suzuki Monitor (Gas) (Suzuki Outboard)
SE9520	33810	7 59266 33810 4	USA	N	0.54	4	Speedometer (35 MPH) (Mechanical)
SE9521	33811	7 59266 33811 1	USA	N	0.54	4	Speedometer (60 MPH) (Mechanical)
SE9522	33819	7 59266 33819 7	USA	N	0.54	4	Speedometer (80 MPH) (Mechanical)
SE9740	33821	7 59266 33821 0	USA	N	0.54	4	Speedometer (30 Knot) (Mechanical)
SE9741	33822	7 59266 33822 7	USA	N	0.54	4	Speedometer (50 Knot) (Mechanical)
SY9629	33801	7 59266 33801 2	USA	N	0.68	4	Synchronizer (Dual Engine)
SY9652	33825	7 59266 33825 8	USA	N	0.68	4	Synchronizer (Dual Engine) (Diesel) (Mag Pick Up)
GF4004			USA	N	0.62	5	Multifunction [Fuel Level Oil PSI (80 PSI) Water Temp (100-250 F) Voltmeter (10-16 VDC)]
GF0008	33851	7 59266 33851 7	USA	N	0.62	4	Multifunction [Fuel Level Oil PSI (80 PSI) Water Temp (100-250 F) Voltmeter (10-16 VDC)]
DS1004	13852	7 59266 13852 0	USA	N	1.00	2	Depth Sounder with Air and Water Temperature
DS1004	13896	7 59266 13896 4	USA	N	1.00	2	Depth Sounder with Air and Water Temperature (Thru-Hull Transducer)
DS0110	13850	7 59266 13850 6	USA	N	1.00	2	Depth Sounder (Transom Mounted Transducer)
DS0110	13851	7 59266 13851 3	USA	N	1.00	2	Depth Sounder (In-Hull Mounted Transducer)
DS0110	13894	7 59266 13894 0	USA	N	1.00	2	Depth Sounder (Thru-Hull Mounted Transducer)
FFM024	FFM024	7 59266 10024 4	USA	N	1.00	2	Fuel Manager with In-Line Transducer
GP9373	13801	7 59266 13801 8	USA	N	0.26	2	Fuel Level Gauge (E-1/2-F)
GP9791	13818	7 59266 13818 6	USA	N	0.26	2	Fuel Level Gauge (Metric)
GP9781	13820	7 59266 13820 9	USA	N	0.26	2	Tank Level Gauge (Potable water) (Metric)
GP9647	13802	7 59266 13802 5	USA	N	0.26	2	Oil Pressure Gauge (80 PSI)
GP9689	13803	7 59266 13803 2	USA	N	0.26	2	Oil Pressure Gauge (100 PSI)
GP9783	13825	7 59266 13825 4	USA	N	0.26	2	Oil Pressure Gauge (10 BAR) (Metric)
GP9813	13826	7 59266 13826 1	USA	N	0.26	2	Transmission Pressure (25 BAR/350 PSI) (Metric)
OP1022	13812	7 59266 13812 4	USA	N	0.62	2	Water Pressure Gauge Kit (30 PSI)
OP1043	13875	7 59266 13875 9	USA	N	0.62	2	Water Pressure Gauge Kit (60 PSI)
OP1039	13821	7 59266 13821 6	USA	N	0.62	2	Water Press Gauge Kit (2 Bar) (Metric)
GP9454	13806	7 59266 13806 3	USA	N	0.28	2	Cylinder Head Temperature (60 - 220 F) with sender
GP9784	13829	7 59266 13829 2	USA	N	0.28	2	Cylinder Head Temperature (20 - 100 C) with sender
GP9146	13804	7 59266 13804 9	USA	N	0.26	2	Water Temperature Gauge (100-250 F)
GP9178	13828	7 59266 13828 5	USA	N	0.26	2	Water Temperature Gauge (40-120 C) (Metric)
GP7440	13889	7 59266 13889 6	USA	N	0.26	2	Trim Gauge (Honda) (May require harness 93100)
GP9649	13807	7 59266 13807 0	USA	N	0.26	2	Trim Gauge (Mercury/Mariner/Mercruiser/Volvo DP/Yamaha-2001 and newer)
GP9418	13809	7 59266 13809 4	USA	N	0.26	2	Trim Gauge (J/E/Suzuki Outboard)
GP9734	13808	7 59266 13808 7	USA	N	0.26	2	Trim Gauge (OMC Cobra/Volvo SX)
GP9790	13830	7 59266 13830 8	USA	N	0.26	2	Trim Gauge (OMC Sea/Stern drive) (except Cobra)
GP9251	13888	7 59266 13888 9	USA	N	0.26	2	Trim Gauge (Yamaha thru 1996)
GP7434	13890	7 59266 13890 2	USA	N	0.26	2	Trim Gauge (Yamaha 1997 thru 2000)
AP9529	13831	7 59266 13831 5	USA	N	0.26	2	Ammeter (60-0-60)
VP7911	13823	7 59266 13823 0	USA	N	0.30	2	Battery Condition Indicator (12 VDC)
CL1026	13891	7 59266 13891 9	USA	N	0.30	2	Clock (Quartz) (Analog)
MH0059	13813	7 59266 13813 1	USA	N	0.30	2	Hourmeter (10,000 hrs) (12-32 VDC)
GP7378	13822	7 59266 13822 3	USA	N	0.32	2	Rudder Angle Indicator
GP9836	13853	7 59266 13853 7	USA	N	0.32	2	SystemCheck Indicator
VP9158	13805	7 59266 13805 6	USA	N	0.26	2	Voltmeter (10-16 VDC)
VP9197	13860	7 59266 13860 5	USA	N	0.26	2	Voltmeter (20-32 VDC)

Coral							
Factory	Catalog	UPC	Origin	Hazard	Weight	Size	Description
TC9493	33004	7 59266 33004 7	USA	N	0.68	4	Tachometer (6000 RPM) (Gas) (Inboard & I/O)
TC9036	33005	7 59266 33005 4	USA	N	0.68	4	Tachometer (7000 RPM) (All outboard)
TD9126	33042	7 59266 33042 9	USA	N	0.68	4	Tachometer (4000 RPM) (Diesel) (Mechanical takeoff & var ratio alt)
TD9673	33003	7 59266 33003 0	USA	N	0.68	4	Tachometer (4000 RPM) (Diesel) (Mag Pick-Up)
TC9126	33032	7 59266 33032 0	USA	N	0.68	4	Tachometer with Hourmeter (6000 RPM) (Gas) (Inboard)
TCH011	33040	7 59266 33040 5	USA	N	0.68	4	Tachometer with Hourmeter (7000 RPM) (Gas) (Outboard)
TD9106	33034	7 59266 33034 4	USA	N	0.68	4	Tachometer with Hourmeter (4000 RPM) (Diesel) (Mech takeoff & var ratio alt)
TD9116	33041	7 59266 33041 2	USA	N	0.72	4	Tachometer with Hourmeter (4000 RPM) (Diesel) (Mag Pick-Up)
TC9882	33050	7 59266 33050 4	USA	N	0.68	4	Tachometer (7000 RPM) with SystemCheck Indicator (Gas) (J/E Outboard)
SE9471	33008	7 59266 33008 5	USA	N	0.54	4	Speedometer (35 MPH) (Mechanical)
SE9216	33009	7 59266 33009 2	USA	N	0.54	4	Speedometer (55 MPH) (Mechanical)
SE9218	33010	7 59266 33010 8	USA	N	0.54	4	Speedometer (80 MPH) (Mechanical)
SE9457	33011	7 59266 33011 5	USA	N	0.54	4	Speedometer (100 MPH) (Mechanical)
SE9663	33018	7 59266 33018 4	USA	N	0.54	4	Speedometer (30 Knot) (Mechanical)
SE9662	33019	7 59266 33019 1	USA	N	0.54	4	Speedometer (50 Knot) (Mechanical)
SE9730	33020	7 59266 33020 7	USA	N	0.54	4	Speedometer (70 Knot) (Mechanical)
SY9601	33007	7 59266 33007 8	USA	N	0.68	4	Synchronizer (Dual Engine)
SY9649	33022	7 59266 33022 1	USA	N	0.68	4	Synchronizer (Dual Engine) (Diesel) (Mag Pick Up)
DS0112	13050	7 59266 13050 0	USA	N	1.00	2	Depth Sounder (Thru-Hull Mounted Transducer)
DS0112	13051	7 59266 13051 7	USA	N	1.00	2	Depth Sounder (In-Hull Mounted Transducer)
FFM029	FFM029	7 59266 10029 9	USA	N	1.00	2	Fuel Manager with In-Line Transducer
GP9346	13001	7 59266 13001 2	USA	N	0.26	2	Fuel Level Gauge (E-1/2-F)
GP9390	13020	7 59266 13020 3	USA	N	0.26	2	Fuel Level Gauge (Metric)
GP9333	13021	7 59266 13021 0	USA	N	0.26	2	Tank Level Gauge (Potable water)
GP9332	13022	7 59266 13022 7	USA	N	0.26	2	Tank Level Gauge (Potable water) (Metric)
GP9527	13002	7 59266 13002 9	USA	N	0.26	2	Oil Pressure Gauge (80 PSI)
GP9770	13025	7 59266 13025 8	USA	N	0.26	2	Oil Pressure Gauge (5 BAR) (Metric)
GP9545	13026	7 59266 13026 5	USA	N	0.26	2	Oil Pressure Gauge (10 BAR) (Metric)
OP1000	13003	7 59266 13003 6	USA	N	0.62	2	Water Pressure Gauge Kit (30 PSI)
OP1041	13075	7 59266 13075 3	USA	N	0.62	2	Water Pressure Gauge Kit (60 PSI)
OP1035	13023	7 59266 13023 4	USA	N	0.62	2	Water Press Gauge Kit (2 Bar) (Metric)
GP9405	13009	7 59266 13009 8	USA	N	0.28	2	Cylinder Head Temperature (60 - 220 F) with sender
GP9488	13030	7 59266 13030 2	USA	N	0.28	2	Cylinder Head Temperature (60 - 220 F) with sender
GP9461	13004	7 59266 13004 3	USA	N	0.26	2	Water Temperature Gauge (100-250 F)
GP9173	13029	7 59266 13029 6	USA	N	0.26	2	Water Temperature Gauge (40-120 C) (Metric)
GP7446	13089	7 59266 13089 0	USA	N	0.26	2	Trim Gauge (Honda) (May require harness 93100)
GP9348	13017	7 59266 13017 3	USA	N	0.26	2	Trim Gauge (Mercury/Mariner/Mercruiser/Volvo DP/Yamaha-2001 and newer)
GP9273	13016	7 59266 13016 6	USA	N	0.26	2	Trim Gauge (J/E/Suzuki Outboard)
GP9264	13018	7 59266 13018 0	USA	N	0.26	2	Trim Gauge (OMC Cobra/Volvo SX)
GP9263	13015	7 59266 13015 9	USA	N	0.26	2	Trim Gauge (OMC Sea/Stern drive) (except Cobra)
GP9259	13088	7 59266 13088 3	USA	N	0.26	2	Trim Gauge (Yamaha thru 1996)
GP7432	13090	7 59266 13090 6	USA	N	0.26	2	Trim Gauge (Yamaha 1997 thru 2000)
AP9470	13011	7 59266 13011 1	USA	N	0.26	2	Ammeter (60-0-60)
VP7903	13012	7 59266 13012 8	USA	N	0.30	2	Battery Condition Indicator (12 VDC)
CL1015	13014	7 59266 13014 2	USA	N	0.30	2	Clock (Quartz) (Analog)
MH0010	13013	7 59266 13013 5	USA	N	0.30	2	Hourmeter (10,000 hrs) (12-32 VDC)
GP7372	13024	7 59266 13024 1	USA	N	0.32	2	Rudder Angle Indicator
GP9837	13053	7 59266 13053 1	USA	N	0.32	2	SystemCheck Indicator
VP9106	13010	7 59266 13010 4	USA	N	0.26	2	Voltmeter (10-16 VDC)
VP9125	13060	7 59266 13060 9	USA	N	0.26	2	Voltmeter (20-32 VDC)

Dress White							
Factory	Catalog	UPC	Origin	Hazard	Weight	Size	Description
KT9797	KT9797	7 59266 09797 1	USA	N	5.00		Boxed Set - Inboard (Speedo (55 MPH) (Mech) Tach (6000 RPM) Fuel Level Voltmeter (10-16 VDC) Water Temp (100-250 F) Oil PSI (80 PSI)
KT9794	KT9794	7 59266 09794 0	USA	N	5.00		Boxed Set - Outboard (Speedo (55 MPH) (Mech) Tach (7000 RPM) Fuel Level Voltmeter (10-16 VDC)
TC9691	33103	7 59266 33103 7	USA	N	0.68	4	Tachometer (6000 RPM) (Gas) (Inboard & I/O)
TC9038	33104	7 59266 33104 4	USA	N	0.68	4	Tachometer (7000 RPM) (All outboard)
TD9124	33142	7 59266 33142 6	USA	N	0.68	4	Tachometer (4000 RPM) (Diesel) (Mechanical takeoff & var ratio alt)
TD9314	33136	7 59266 33136 5	USA	N	0.68	4	Tachometer (5000 RPM) (Diesel) (Mechanical takeoff & var ratio alt)
TD9706	33121	7 59266 33121 1	USA	N	0.68	4	Tachometer (4000 RPM) (Diesel) (Mag Pick-Up)
TC9124	33132	7 59266 33132 7	USA	N	0.68	4	Tachometer with Hourmeter (6000 RPM) (Gas) (Inboard)
TCH013	33140	7 59266 33140 2	USA	N	0.68	4	Tachometer with Hourmeter (7000 RPM) (Gas) (Outboard)
TD9198	33131	7 59266 33131 0	USA	N	0.68	4	Tachometer with Hourmeter (3000 RPM) (Diesel) (Mech takeoff & var ratio alt)
TD9104	33134	7 59266 33134 1	USA	N	0.68	4	Tachometer with Hourmeter (4000 RPM) (Diesel) (Mech takeoff & var ratio alt)
TD9114	33141	7 59266 33141 9	USA	N	0.72	4	Tachometer with Hourmeter (4000 RPM) (Diesel) (Mag Pick-Up)
TC9887	33150	7 59266 33150 1	USA	N	0.68	4	Tachometer (7000 RPM) with SystemCheck Indicator (Gas) (J/E Outboard)
TC4028	33160	7 59266 33160 0	USA	N	0.68	4	Tachometer (7000 RPM) with Suzuki Monitor (Gas) (Suzuki Outboard)
SE9494	33122	7 59266 33122 8	USA	N	0.54	4	Speedometer (35 MPH) (Mechanical)
SE9475	33112	7 59266 33112 9	USA	N	0.54	4	Speedometer (55 MPH) (Mechanical)
SE9476	33113	7 59266 33113 6	USA	N	0.54	4	Speedometer (80 MPH) (Mechanical)
SE9498	33123	7 59266 33123 5	USA	N	0.54	4	Speedometer (100 MPH) (Mechanical)
SE9708	33107	7 59266 33107 5	USA	N	0.54	4	Speedometer (30 Knot) (Mechanical)
SE9709	33108	7 59266 33108 2	USA	N	0.54	4	Speedometer (50 Knot) (Mechanical)
SE9710	33109	7 59266 33109 9	USA	N	0.54	4	Speedometer (70 Knot) (Mechanical)
SY9618	33105	7 59266 33105 1	USA	N	0.68	4	Synchronizer (Dual Engine)
SY9648	33124	7 59266 33124 2	USA	N	0.68	4	Synchronizer (Dual Engine) (Diesel) (Mag Pick Up)
GF4001			USA	N	0.62	5	Multifunction [Fuel Level Oil PSI (80 PSI) Water Temp (100-250 F) Voltmeter (10-16 VDC)]
GF0003	33151	7 59266 33151 8	USA	N	0.62	4	Multifunction [Fuel Level Oil PSI (80 PSI) Water Temp (100-250 F) Voltmeter (10-16 VDC)]
DS1009	13154	7 59266 13154 5	USA	N	1.00	2	Depth Sounder with Air and Water Temperature
DS0114	13150	7 59266 13150 7	USA	N	1.00	2	Depth Sounder (Transom Mounted Transducer)
DS0114	13151	7 59266 13151 4	USA	N	1.00	2	Depth Sounder (In-Hull Mounted Transducer)
DS0114	13194	7 59266 13194 1	USA	N	1.00	2	Depth Sounder (Thru-Hull Mounted Transducer)
FFM028	FFM028	7 59266 10028 2	USA	N	1.00	2	Fuel Manager with In-Line Transducer
GP9389	13101	7 59266 13101 9	USA	N	0.26	2	Fuel Level Gauge (E-1/2-F)
GP9722	13117	7 59266 13117 0	USA	N	0.26	2	Fuel Level Gauge (Metric)
GP9723	13118	7 59266 13118 7	USA	N	0.26	2	Tank Level Gauge (Potable water)
GP9724	13119	7 59266 13119 4	USA	N	0.26	2	Tank Level Gauge (Potable water) (Metric)
GP9857	13172	7 59266 13172 9	USA	N	0.26	2	Fuel Press Gauge (15 PSI) (Electric)
GP9573	13102	7 59266 13102 6	USA	N	0.26	2	Oil Pressure Gauge (80 PSI)
GP9601	13145	7 59266 13145 3	USA	N	0.26	2	Oil Pressure Gauge (100 PSI)
GP9801	13103	7 59266 13103 3	USA	N	0.26	2	Oil Pressure Gauge (5 BAR) (Metric)
GP9803	13106	7 59266 13106 4	USA	N	0.26	2	Oil Pressure Gauge (10 BAR) (Metric)
GP9804	13107	7 59266 13107 1	USA	N	0.26	2	Transmission Pressure (25 BAR/350 PSI) (Metric)
OP1006	13108	7 59266 13108 8	USA	N	0.62	2	Water Pressure Gauge Kit (30 PSI)
OP1042	13175	7 59266 13175 0	USA	N	0.62	2	Water Pressure Gauge Kit (60 PSI)
OP1011	13109	7 59266 13109 5	USA	N	0.62	2	Water Press Gauge Kit (2 Bar) (Metric)
GP9444	13113	7 59266 13113 2	USA	N	0.28	2	Cylinder Head Temperature (60 - 220 F) with sender
GP9629	13146	7 59266 13146 0	USA	N	0.28	2	Cylinder Head Temperature (20 - 100 C) with sender
GP9693	13155	7 59266 13155 2	USA	N	0.26	2	Oil Temperature Gauge (140 - 320 F)
GP9120	13110	7 59266 13110 1	USA	N	0.26	2	Water Temperature Gauge (100-250 F)
GP9631	13112	7 59266 13112 5	USA	N	0.26	2	Water Temperature Gauge (40-120 C) (Metric)
GP7447	13189	7 59266 13189 7	USA	N	0.26	2	Trim Gauge (Honda) (May require harness 93100)
GP9712	13122	7 59266 13122 4	USA	N	0.26	2	Trim Gauge (Mercury/Mariner/Mercruiser/Volvo DP/Yamaha-2001 and newer)
GP9711	13123	7 59266 13123 1	USA	N	0.26	2	Trim Gauge (J/E/Suzuki Outboard)
GP9710	13124	7 59266 13124 8	USA	N	0.26	2	Trim Gauge (OMC Cobra/Volvo SX)
GP7433	13190	7 59266 13190 3	USA	N	0.26	2	Trim Gauge (Yamaha 1997 thru 2000)
AP9526	13149	7 59266 13149 1	USA	N	0.26	2	Ammeter (60-0-60)
VP7909	13125	7 59266 13125 5	USA	N	0.30	2	Battery Condition Indicator (12 VDC)
CL1014	13152	7 59266 13152 1	USA	N	0.30	2	Clock (Quartz) (Analog)
MH0036	13121	7 59266 13121 7	USA	N	0.30	2	Hourmeter (10,000 hrs) (12-32 VDC)
GP7374	13143	7 59266 13143 9	USA	N	0.32	2	Rudder Angle Indicator
GP9831	13153	7 59266 13153 8	USA	N	0.32	2	SystemCheck Indicator
VP9139	13120	7 59266 13120 0	USA	N	0.26	2	Voltmeter (10-16 VDC)
VP9193	13160	7 59266 13160 6	USA	N	0.26	2	Voltmeter (20-32 VDC)

Euro							
Factory	Catalog	UPC	Origin	Hazard	Weight	Size	Description
KT9799	KT9799	7 59266 09799 5	USA	N	5.00		Boxed Set - Inboard (Speedo (55 MPH) (Mech) Tach (6000 RPM) Fuel Level Voltmeter (10-16 VDC) Water Temp (100-250 F) Oil PSI (80 PSI)
KT9796	KT9796	7 59266 09796 4	USA	N	5.00		Boxed Set - Outboard (Speedo (55 MPH) (Mech) Tach (7000 RPM) Fuel Level Voltmeter (10-16 VDC)
TC9643	32804	7 59266 32804 4	USA	N	0.68	4	Tachometer (6000 RPM) (Gas) (Inboard & I/O)
TC9011	32805	7 59266 32805 1	USA	N	0.68	4	Tachometer (7000 RPM) (All outboard)
TD9305	32829	7 59266 32829 7	USA	N	0.68	4	Tachometer (3000 RPM) (Diesel) (Mechanical takeoff & var ratio alt)
TD9122	32842	7 59266 32842 6	USA	N	0.68	4	Tachometer (4000 RPM) (Diesel) (Mechanical takeoff & var ratio alt)
TD9671	32803	7 59266 32803 7	USA	N	0.68	4	Tachometer (4000 RPM) (Diesel) (Mag Pick-Up)
TD9302	32835	7 59266 32835 8	USA	N	0.68	4	Tachometer (5000 RPM) (Diesel) (Mag Pick-Up)
TC9122	32832	7 59266 32832 7	USA	N	0.68	4	Tachometer with Hourmeter (6000 RPM) (Gas) (Inboard)
TCH015	32840	7 59266 32840 2	USA	N	0.68	4	Tachometer with Hourmeter (7000 RPM) (Gas) (Outboard)
TD9189	32831	7 59266 32831 0	USA	N	0.68	4	Tachometer with Hourmeter (3000 RPM) (Diesel) (Mech takeoff & var ratio alt)
TD9102	32834	7 59266 32834 1	USA	N	0.68	4	Tachometer with Hourmeter (4000 RPM) (Diesel) (Mech takeoff & var ratio alt)
TD9112	32841	7 59266 32841 9	USA	N	0.72	4	Tachometer with Hourmeter (4000 RPM) (Diesel) (Mag Pick-Up)
TC9951	32850	7 59266 32850 1	USA	N	0.68	4	Tachometer (7000 RPM) with SystemCheck Indicator (Gas) (J/E Outboard)
TC4003	32860	7 59266 32860 0	USA	N	0.68	4	Tachometer (7000 RPM) with Suzuki Monitor (Gas) (Suzuki Outboard)
SE9465	32808	7 59266 32808 2	USA	N	0.54	4	Speedometer (35 MPH) (Mechanical)
SE9463	32810	7 59266 32810 5	USA	N	0.54	4	Speedometer (55 MPH) (Mechanical)
SE9460	32812	7 59266 32812 9	USA	N	0.54	4	Speedometer (80 MPH) (Mechanical)
SE9461	32814	7 59266 32814 3	USA	N	0.54	4	Speedometer (100 MPH) (Mechanical)
SE9659	32809	7 59266 32809 9	USA	N	0.54	4	Speedometer (30 Knot) (Mechanical)
SE9658	32811	7 59266 32811 2	USA	N	0.54	4	Speedometer (50 Knot) (Mechanical)
SY9602	32807	7 59266 32807 5	USA	N	0.68	4	Synchronizer (Dual Engine)
GF0001	32851	7 59266 32851 8	USA	N	0.62	4	Multifunction [Fuel Level Oil PSI (80 PSI) Water Temp (100-250 F) Voltmeter (10-16 VDC)]
DS0101	12850	7 59266 12850 7	USA	N	1.00	2	Depth Sounder (Transom Mounted Transducer)
DS0101	12851	7 59266 12851 4	USA	N	1.00	2	Depth Sounder (In-Hull Mounted Transducer)
DS0101	12894	7 59266 12894 1	USA	N	1.00	2	Depth Sounder (Thru-Hull Mounted Transducer)
FFM027	FFM027	7 59266 10027 5	USA	N	1.00	2	Fuel Manager with In-Line Transducer
GP9357	12801	7 59266 12801 9	USA	N	0.26	2	Fuel Level Gauge (E-1/2-F)
GP9322	12802	7 59266 12802 6	USA	N	0.26	2	Fuel Level Gauge (Metric)
GP9324	12830	7 59266 12830 9	USA	N	0.26	2	Tank Level Gauge (Potable water)
GP9326	12831	7 59266 12831 6	USA	N	0.26	2	Tank Level Gauge (Potable water) (Metric)
GP9598	12872	7 59266 12872 9	USA	N	0.26	2	Fuel Press Gauge (15 PSI) (Electric)
GP9599	12803	7 59266 12803 3	USA	N	0.26	2	Oil Pressure Gauge (80 PSI)
GP9597	12845	7 59266 12845 3	USA	N	0.26	2	Oil Pressure Gauge (100 PSI)
GP9511	12805	7 59266 12805 7	USA	N	0.26	2	Oil Pressure Gauge (5 BAR) (Metric)
GP9513	12807	7 59266 12807 1	USA	N	0.26	2	Oil Pressure Gauge (10 BAR) (Metric)
OP1004	12810	7 59266 12810 1	USA	N	0.62	2	Water Pressure Gauge Kit (30 PSI)
OP1014	12875	7 59266 12875 0	USA	N	0.62	2	Water Pressure Gauge Kit (60 PSI)
GP9438	12819	7 59266 12819 4	USA	N	0.28	2	Cylinder Head Temperature (60 - 220 F) with sender
GP9440	12820	7 59266 12820 0	USA	N	0.28	2	Cylinder Head Temperature (20 - 100 C) with sender
GP9626	12855	7 59266 12855 2	USA	N	0.26	2	Oil Temperature Gauge (140 - 320 F)
GP9118	12812	7 59266 12812 5	USA	N	0.26	2	Water Temperature Gauge (100-250 F)
GP9124	12814	7 59266 12814 9	USA	N	0.26	2	Water Temperature Gauge (40-120 C) (Metric)
GP7449	12889	7 59266 12889 7	USA	N	0.26	2	Trim Gauge (Honda) (May require harness 93100)
GP9374	12828	7 59266 12828 6	USA	N	0.26	2	Trim Gauge (Mercury/Mariner/Mer cruiser/Volvo DP/Yamaha-2001 and newer)
GP9305	12827	7 59266 12827 9	USA	N	0.26	2	Trim Gauge (J/E/Suzuki Outboard)
GP9702	12829	7 59266 12829 3	USA	N	0.26	2	Trim Gauge (OMC Cobra/Volvo SX)
GP9318	12826	7 59266 12826 2	USA	N	0.26	2	Trim Gauge (OMC Sea/Stern drive) (except Cobra)
AP9523	12822	7 59266 12822 4	USA	N	0.26	2	Ammeter (60-0-60)
VP7901	12823	7 59266 12823 1	USA	N	0.30	2	Battery Condition Indicator (12 VDC)
MH0009	12824	7 59266 12824 8	USA	N	0.30	2	Hourmeter (10,000 hrs) (12-32 VDC)
GP7373	12833	7 59266 12833 0	USA	N	0.32	2	Rudder Angle Indicator
GP9833	12853	7 59266 12853 8	USA	N	0.32	2	SystemCheck Indicator
VP9134	12821	7 59266 12821 7	USA	N	0.26	2	Voltmeter (10-16 VDC)
VP9191	12860	7 59266 12860 6	USA	N	0.26	2	Voltmeter (20-32 VDC)

Euro Beige SS							
Factory	Catalog	UPC	Origin	Hazard	Weight	Size	Description
TC9610	35104	7 59266 35104 2	USA	N	0.68	4	Tachometer (6000 RPM) (Gas) (Inboard & I/O)
TC9016	35105	7 59266 35105 9	USA	N	0.68	4	Tachometer (7000 RPM) (All outboard)
TC9176	35132	7 59266 35132 5	USA	N	0.68	4	Tachometer with Hourmeter (6000 RPM) Gas) (Inboard)
TCH027	35140	7 59266 35140 0	USA	N	0.68	4	Tachometer with Hourmeter (7000 RPM) (Gas) (Outboard)
TC9900	35150	7 59266 35150 9	USA	N	0.68	4	Tachometer (7000 RPM) with SystemCheck Indicator (Gas) (J/E Outboard)
TC4015	35160	7 59266 35160 8	USA	N	0.68	4	Tachometer (7000 RPM) with Suzuki Monitor (Gas) (Suzuki Outboard)
SE9426	35108	7 59266 35108 0	USA	N	0.54	4	Speedometer (35 MPH) (Mechanical)
SE9899	35122	7 59266 35122 6	USA	N	0.54	4	Speedometer (65 MPH) (Mechanical)
SE9424	TBD		USA	N	0.54	4	Speedometer (80 MPH) (Mechanical)
DS0103	15150	7 59266 15150 5	USA	N	1.00	2	Depth Sounder (Transom Mounted Transducer)
DS0103	15151	7 59266 15151 2	USA	N	1.00	2	Depth Sounder (In-Hull Mounted Transducer)
GP9919	15101	7 59266 15101 7	USA	N	0.26	2	Fuel Level Gauge (E-1/2-F)
GP9923	15103	7 59266 15103 1	USA	N	0.26	2	Oil Pressure Gauge (80 PSI)
GP9936	15145	7 59266 15145 1	USA	N	0.26	2	Oil Pressure Gauge (100 PSI)
OP1064	15110	7 59266 15110 9	USA	N	0.62	2	Water Pressure Gauge Kit (30 PSI)
OP1068	15165	7 59266 15165 9	USA	N	0.62	2	Water Pressure Gauge Kit (60 PSI)
GP9131	15112	7 59266 15112 3	USA	N	0.26	2	Water Temperature Gauge (100-250 F)
GP7450	TBD		USA	N	0.26	2	Trim Gauge (Honda) (May require harness 93100)
GP9921	15128	7 59266 15128 4	USA	N	0.26	2	Trim Gauge (Mercury/Mariner/Mercruiser/Volvo DP/Yamaha-2001 and newer)
GP9917	15127	7 59266 15127 7	USA	N	0.26	2	Trim Gauge (J/E/Suzuki Outboard)
GP9925	15129	7 59266 15129 1	USA	N	0.26	2	Trim Gauge (OMC Cobra/Volvo SX)
GP7473	15190	7 59266 15190 1	USA	N	0.26	2	Trim Gauge (Yamaha 1997 thru 2000)
MH0106	15124	7 59266 15124 6	USA	N	0.30	2	Hourmeter (10,000 hrs) (12-32 VDC)
GP9935	15153	7 59266 15153 6	USA	N	0.32	2	SystemCheck Indicator
GP4810	15154	7 59266 15154 3	USA	N	0.32	2	Suzuki Monitor
VP9104	15121	7 59266 15121 5	USA	N	0.26	2	Voltmeter (10-16 VDC)

Euro White							
Factory	Catalog	UPC	Origin	Hazard	Weight	Size	Description
KT9798	KT9798	7 59266 09798 8	USA	N	5.00		Boxed Set - Inboard (Speedo (55 MPH) (Mech) Tach (6000 RPM) Fuel Level Voltmeter (10-16 VDC) Water Temp (100-250 F) Oil PSI (80 PSI)
KT9795	KT9795	7 59266 09795 7	USA	N	5.00		Boxed Set - Outboard (Speedo (55 MPH) (Mech) Tach (7000 RPM) Fuel Level Voltmeter (10-16 VDC)
TC9679	32904	7 59266 32904 1	USA	N	0.68	4	Tachometer (6000 RPM) (Gas) (Inboard & I/O)
TC9003	32905	7 59266 32905 8	USA	N	0.68	4	Tachometer (7000 RPM) (All outboard)
TD9307	32929	7 59266 32929 4	USA	N	0.68	4	Tachometer (3000 RPM) (Diesel) (Mechanical takeoff & var ratio alt)
TD9123	32942	7 59266 32942 3	USA	N	0.68	4	Tachometer (4000 RPM) (Diesel) (Mechanical takeoff & var ratio alt)
TD9303	32928	7 59266 32928 7	USA	N	0.68	4	Tachometer (3000 RPM) (Diesel) (Mag Pick-Up)
TD9672	32903	7 59266 32903 4	USA	N	0.68	4	Tachometer (4000 RPM) (Diesel) (Mag Pick-Up)
TC9123	32932	7 59266 32932 4	USA	N	0.68	4	Tachometer with Hourmeter (6000 RPM) Gas) (Inboard)
TCH014	32940	7 59266 32940 9	USA	N	0.68	4	Tachometer with Hourmeter (7000 RPM) (Gas) (Outboard)
TD9187	32931	7 59266 32931 7	USA	N	0.68	4	Tachometer with Hourmeter (3000 RPM) (Diesel) (Mech takeoff & var ratio alt)
TD9103	32934	7 59266 32934 8	USA	N	0.68	4	Tachometer with Hourmeter (4000 RPM) (Diesel) (Mech takeoff & var ratio alt)
TD9113	32941	7 59266 32941 6	USA	N	0.72	4	Tachometer with Hourmeter (4000 RPM) (Diesel) (Mag Pick-Up)
TC9886	32950	7 59266 32950 8	USA	N	0.68	4	Tachometer (7000 RPM) with SystemCheck Indicator (Gas) (J/E Outboard)
TC4021	32960	7 59266 32960 7	USA	N	0.68	4	Tachometer (7000 RPM) with Suzuki Monitor (Gas) (Suzuki Outboard)
SE9479	32908	7 59266 32908 9	USA	N	0.54	4	Speedometer (35 MPH) (Mechanical)
SE9473	32909	7 59266 32909 6	USA	N	0.54	4	Speedometer (55 MPH) (Mechanical)
SE9474	32910	7 59266 32910 2	USA	N	0.54	4	Speedometer (80 MPH) (Mechanical)
SE9660	32919	7 59266 32919 5	USA	N	0.54	4	Speedometer (50 Knot) (Mechanical)
SE9701	32920	7 59266 32920 1	USA	N	0.54	4	Speedometer (70 Knot) (Mechanical)
SY9647	32922	7 59266 32922 5	USA	N	0.68	4	Synchronizer (Dual Engine) (Diesel) (Mag Pick Up)
GF0002	32951	7 59266 32951 5	USA	N	0.62	4	Multifunction [Fuel Level Oil PSI (80 PSI) Water Temp (100-250 F) Voltmeter (10-16 VDC)]
GF4003			USA	N	0.62	5	Multifunction [Fuel Level Oil PSI (80 PSI) Water Temp (100-250 F) Voltmeter (10-16 VDC)]
DS0100	12950	7 59266 12950 4	USA	N	1.00	2	Depth Sounder (Transom Mounted Transducer)
DS0100	12951	7 59266 12951 1	USA	N	1.00	2	Depth Sounder (In-Hull Mounted Transducer)
DS0100	12994	7 59266 12994 8	USA	N	1.00	2	Depth Sounder (Thru-Hull Mounted Transducer)
FFM026	FFM026	7 59266 10026 8	USA	N	1.00	2	Fuel Manager with In-Line Transducer
GP9358	12901	7 59266 12901 6	USA	N	0.26	2	Fuel Level Gauge (E-1/2-F)
GP9323	12919	7 59266 12919 1	USA	N	0.26	2	Fuel Level Gauge (Metric)
GP9325	12920	7 59266 12920 7	USA	N	0.26	2	Tank Level Gauge (Potable water)
GP9327	12921	7 59266 12921 4	USA	N	0.26	2	Tank Level Gauge (Potable water) (Metric)
GP9596	12902	7 59266 12902 3	USA	N	0.26	2	Oil Pressure Gauge (80 PSI)
GP9568	12945	7 59266 12945 0	USA	N	0.26	2	Oil Pressure Gauge (100 PSI)
GP9514	12926	7 59266 12926 9	USA	N	0.26	2	Oil Pressure Gauge (10 BAR) (Metric)
GP9518	12927	7 59266 12927 6	USA	N	0.26	2	Transmission Pressure (25 BAR/350 PSI) (Metric)
OP1005	12903	7 59266 12903 0	USA	N	0.62	2	Water Pressure Gauge Kit (30 PSI)
OP1015	12975	7 59266 12975 7	USA	N	0.62	2	Water Pressure Gauge Kit (60 PSI)
OP1010	12922	7 59266 12922 1	USA	N	0.62	2	Water Press Gauge Kit (2 Bar) (Metric)
GP9439	12910	7 59266 12910 8	USA	N	0.28	2	Cylinder Head Temperature (60 - 220 F) with sender
GP9441	12930	7 59266 12930 6	USA	N	0.28	2	Cylinder Head Temperature (20 - 100 C) with sender
GP9692	12955	7 59266 12955 9	USA	N	0.26	2	Oil Temperature Gauge (140 - 320 F)
GP9119	12904	7 59266 12904 7	USA	N	0.26	2	Water Temperature Gauge (100-250 F)
GP9125	12929	7 59266 12929 0	USA	N	0.26	2	Water Temperature Gauge (40-120 C) (Metric)
GP7448	12989	7 59266 12989 4	USA	N	0.26	2	Trim Gauge (Honda) (May require harness 93100)
GP9709	12916	7 59266 12916 0	USA	N	0.26	2	Trim Gauge (Mercury/Mariner/Mercruiser/Volvo DP/Yamaha-2001 and newer)
GP9708	12915	7 59266 12915 3	USA	N	0.26	2	Trim Gauge (J/E/Suzuki Outboard)
GP9707	12917	7 59266 12917 7	USA	N	0.26	2	Trim Gauge (OMC Cobra/Volvo SX)
GP9317	12914	7 59266 12914 6	USA	N	0.26	2	Trim Gauge (OMC Sea/Stern drive) (except Cobra)
GP9257	12988	7 59266 12988 7	USA	N	0.26	2	Trim Gauge (Yamaha thru 1996)
GP7431	12990	7 59266 12990 0	USA	N	0.26	2	Trim Gauge (Yamaha 1997 thru 2000)
VP7908	12933	7 59266 12933 7	USA	N	0.30	2	Battery Condition Indicator (12 VDC)
CL1013	12923	7 59266 12923 8	USA	N	0.30	2	Clock (Quartz) (Analog)
MH0017	12913	7 59266 12913 9	USA	N	0.30	2	Hourmeter (10,000 hrs) (12-32 VDC)
GP7376	12931	7 59266 12931 3	USA	N	0.32	2	Rudder Angle Indicator
GP9832	12953	7 59266 12953 5	USA	N	0.32	2	SystemCheck Indicator
GP4815	12954	7 59266 12954 2	USA	N	0.32	2	Suzuki Monitor
VP9136	12911	7 59266 12911 5	USA	N	0.26	2	Voltmeter (10-16 VDC)
VP9192	12960	7 59266 12960 3	USA	N	0.26	2	Voltmeter (20-32 VDC)

Kronos							
Factory	Catalog	UPC	Origin	Hazard	Weight	Size	Description
KTF024	KTF024	7 59266 10024 4	USA	N	5.00		Boxed Set - Inboard (Speedo (60 MPH) (Mech) Tach (6000 RPM) Fuel Level Voltmeter (10-16 VDC) Water Temp (100-250 F) Oil PSI (80 PSI)
TC9983	39004	7 59266 39004 1	USA	N	0.68	4	Tachometer (6000 RPM) (Gas) (Inboard & I/O)
TC9252	39005	7 59266 39005 8	USA	N	0.68	4	Tachometer (7000 RPM) (All outboard)
TD9388	39007	7 59266 39007 2	USA	N	0.68	4	Tachometer (4000 RPM) (Diesel) (Mechanical takeoff & var ratio alt)
TCH305	39040	7 59266 39040 9	USA	N	0.68	4	Tachometer with Hourmeter (7000 RPM) (Gas) (Outboard)
TDH223	39047	7 59266 39047 8	USA	N	0.72	4	Tachometer with Hourmeter (4000 RPM) (Diesel) (Mag Pick-Up)
TC9658	39050	7 59266 39050 8	USA	N	0.68	4	Tachometer (7000 RPM) with SystemCheck Indicator (Gas) (J/E Outboard)
SE9726	39008	7 59266 39008 9	USA	N	0.54	4	Speedometer (35 MPH) (Mechanical)
SE9945	39009	7 59266 39009 6	USA	N	0.54	4	Speedometer (60 MPH) (Mechanical)
DS0131	19150	7 59266 19150 1	USA	N	1.00	2	Depth Sounder (Transom Mounted Transducer)
DS0131	19151	7 59266 19151 8	USA	N	1.00	2	Depth Sounder (In-Hull Mounted Transducer)
GP7683	19001	7 59266 19001 6	USA	N	0.26	2	Fuel Level Gauge (E-1/2-F)
GP7684	19002	7 59266 19002 3	USA	N	0.26	2	Oil Pressure Gauge (80 PSI)
OP1171	19007	7 59266 19007 8	USA	N	0.62	2	Water Pressure Gauge Kit (30 PSI)
GP7682	19003	7 59266 19003 0	USA	N	0.26	2	Water Temperature Gauge (100-250 F)
GP7681	19005	7 59266 19005 4	USA	N	0.26	2	Trim Gauge (Mercury/Mariner/Mercruiser/Volvo DP/Yamaha-2001 and newer)
MH0144	19020	7 59266 19020 7	USA	N	0.30	2	Hourmeter (10,000 hrs) (12-32 VDC)
VP7102	19004	7 59266 19004 7	USA	N	0.26	2	Voltmeter (10-16 VDC)

Performance SS							
Factory	Catalog	UPC	Origin	Hazard	Weight	Size	Description
TC9365	38004	7 59266 38004 2	USA	N	0.68	4	Tachometer (6000 RPM) (Gas) (Inboard & I/O)
TC9367	38005	7 59266 38005 9	USA	N	0.68	4	Tachometer (7000 RPM) (All outboard)
SE9376	38010	7 59266 38010 3	USA	N	0.54	4	Speedometer (60 MPH) (Mechanical)
SE9377	38011	7 59266 38011 0	USA	N	0.54	4	Speedometer (80 MPH) (Mechanical)
SE9378	38012	7 59266 38012 7	USA	N	0.54	4	Speedometer (100 MPH) (Mechanical)
SY9739	38105	7 59266 38105 6	USA	N	0.68	4	Synchronizer (Dual Engine)
GP7714	18001	7 59266 18001 7	USA	N	0.26	2	Fuel Level Gauge (E-1/2-F)
GP7715	18002	7 59266 18002 4	USA	N	0.26	2	Oil Pressure Gauge (80 PSI)
OP1135	18003	7 59266 18003 1	USA	N	0.62	2	Water Pressure Gauge Kit (30 PSI)
GP7716	18004	7 59266 18004 8	USA	N	0.26	2	Water Temperature Gauge (100-250 F)
GP7717	18016	7 59266 18016 1	USA	N	0.26	2	Trim Gauge (Mercury/Mariner/Mercruiser/Volvo DP/Yamaha-2001 and newer)
GP7718	18017	7 59266 18017 8	USA	N	0.26	2	Trim Gauge (J/E/Suzuki Outboard)
GP4802	18020	7 59266 18020 8	USA	N	0.32	2	SystemCheck Indicator
VP7087	18005	7 59266 18005 5	USA	N	0.26	2	Voltmeter (10-16 VDC)

Pro Red							
Factory	Catalog	UPC	Origin	Hazard	Weight	Size	Description
TC9933	34607	7 59266 34607 9	USA	N	0.68	4	Tachometer (6000 RPM) (Gas) (Inboard & I/O)
TC9026	34617	7 59266 34617 8	USA	N	0.68	4	Tachometer (7000 RPM) (All outboard)
TD9640	34642	7 59266 34642 0	USA	N	0.68	4	Tachometer (4000 RPM) (Diesel) (Mechanical takeoff & var ratio alt)
TC9152	34632	7 59266 34632 1	USA	N	0.68	4	Tachometer with Hourmeter (6000 RPM) (Gas) (Inboard)
TCH003	34640	7 59266 34640 6	USA	N	0.68	4	Tachometer with Hourmeter (7000 RPM) (Gas) (Outboard)
TD9152	34641	7 59266 34641 3	USA	N	0.72	4	Tachometer with Hourmeter (4000 RPM) (Diesel) (Mag Pick-Up)
TC9934	34650	7 59266 34650 5	USA	N	0.68	4	Tachometer (7000 RPM) with SystemCheck Indicator (Gas) (J/E Outboard)
SE9784	34610	7 59266 34610 9	USA	N	0.54	4	Speedometer (35 MPH) (Mechanical)
SE9777	34611	7 59266 34611 6	USA	N	0.54	4	Speedometer (60 MPH) (Mechanical)
SE9781	34619	7 59266 34619 2	USA	N	0.54	4	Speedometer (80 MPH) (Mechanical)
SE9778	34620	7 59266 34620 8	USA	N	0.54	4	Speedometer (100 MPH) (Mechanical)
SE9783	34621	7 59266 34621 5	USA	N	0.54	4	Speedometer (30 Knot) (Mechanical)
SE9779	34622	7 59266 34622 2	USA	N	0.54	4	Speedometer (50 Knot) (Mechanical)
SE9780	34623	7 59266 34623 9	USA	N	0.54	4	Speedometer (70 Knot) (Mechanical)
SY9671	34601	7 59266 34601 7	USA	N	0.68	4	Synchronizer (Dual Engine)
SY9672	34625	7 59266 34625 3	USA	N	0.68	4	Synchronizer (Dual Engine) (Diesel) (Mag Pick Up)
DS0101	12850	7 59266 12850 7	USA	N	1.00	2	Depth Sounder (Transom Mounted Transducer)
DS0101	12851	7 59266 12851 4	USA	N	1.00	2	Depth Sounder (In-Hull Mounted Transducer)
FFM027	FFM027	7 59266 10027 5	USA	N	1.00	2	Fuel Manager with In-Line Transducer
GP7282	14601	7 59266 14601 3	USA	N	0.26	2	Fuel Level Gauge (E-1/2-F)
GP7283	14618	7 59266 14618 1	USA	N	0.26	2	Fuel Level Gauge (Metric)
GP7286	14619	7 59266 14619 8	USA	N	0.26	2	Tank Level Gauge (Potable water)
GP7284	14620	7 59266 14620 4	USA	N	0.26	2	Tank Level Gauge (Potable water) (Metric)
GP7063	14602	7 59266 14602 0	USA	N	0.26	2	Oil Pressure Gauge (80 PSI)
GP7065	14603	7 59266 14603 7	USA	N	0.26	2	Oil Pressure Gauge (100 PSI)
GP7061	14624	7 59266 14624 2	USA	N	0.26	2	Oil Pressure Gauge (5 BAR) (Metric)
OP1057	14612	7 59266 14612 9	USA	N	0.62	2	Water Pressure Gauge Kit (30 PSI)
OP1058	14675	7 59266 14675 4	USA	N	0.62	2	Water Pressure Gauge Kit (60 PSI)
OP1059	14621	7 59266 14621 1	USA	N	0.62	2	Water Press Gauge Kit (2 Bar) (Metric)
GP7164	14606	7 59266 14606 8	USA	N	0.28	2	Cylinder Head Temperature (60 - 220 F) with sender
GP7163	14629	7 59266 14629 7	USA	N	0.28	2	Cylinder Head Temperature (20 - 100 C) with sender
GP7166	14604	7 59266 14604 4	USA	N	0.26	2	Water Temperature Gauge (100-250 F)
GP7444	14689	7 59266 14689 1	USA	N	0.26	2	Trim Gauge (Honda) (May require harness 93100)
GP7422	14607	7 59266 14607 5	USA	N	0.26	2	Trim Gauge (Mercury/Mariner/Mercruiser/Volvo DP/Yamaha-2001 and newer)
GP7356	14609	7 59266 14609 9	USA	N	0.26	2	Trim Gauge (J/E/Suzuki Outboard)
GP7341	14608	7 59266 14608 2	USA	N	0.26	2	Trim Gauge (OMC Cobra/Volvo SX)
GP7425	14690	7 59266 14690 7	USA	N	0.26	2	Trim Gauge (Yamaha 1997 thru 2000)
VP7912	14623	7 59266 14623 5	USA	N	0.30	2	Battery Condition Indicator (12 VDC)
MH0096	14613	7 59266 14613 6	USA	N	0.30	2	Hourmeter (10,000 hrs) (12-32 VDC)
GP7423	14622	7 59266 14622 8	USA	N	0.32	2	Rudder Angle Indicator
GP9900	14653	7 59266 14653 2	USA	N	0.32	2	SystemCheck Indicator
VP7042	14605	7 59266 14605 1	USA	N	0.26	2	Voltmeter (10-16 VDC)

Regal Gold							
Factory	Catalog	UPC	Origin	Hazard	Weight	Size	Description
TC9931	37004	7 59266 37004 3	USA	N	0.68	4	Tachometer (6000 RPM) (Gas) (Inboard & I/O)
TC9050	37005	7 59266 37005 0	USA	N	0.68	4	Tachometer (7000 RPM) (All outboard)
TD9620	37007	7 59266 37007 4	USA	N	0.68	4	Tachometer (4000 RPM) (Diesel) (Mag Pick-Up)
TC9156	37032	7 59266 37032 6	USA	N	0.68	4	Tachometer with Hourmeter (6000 RPM) (Gas) (Inboard)
TC9173	37040	7 59266 37040 1	USA	N	0.68	4	Tachometer with Hourmeter (7000 RPM) (Gas) (Outboard)
TD9147	37034	7 59266 37034 0	USA	N	0.72	4	Tachometer with Hourmeter (4000 RPM) (Diesel) (Mag Pick-Up)
TC9988	37050	7 59266 37050 0	USA	N	0.68	4	Tachometer (7000 RPM) with SystemCheck Indicator (Gas) (J/E Outboard)
TC4020	37051	7 59266 37051 7	USA	N	0.68	4	Tachometer (7000 RPM) with Suzuki Monitor (Gas) (Suzuki Outboard)
SE9579	37008	7 59266 37008 1	USA	N	0.54	4	Speedometer (35 MPH) (Mechanical)
SE9568	37010	7 59266 37010 4	USA	N	0.54	4	Speedometer (65 MPH) (Mechanical)
SY9670	37105	7 59266 37105 7	USA	N	0.68	4	Synchronizer (Dual Engine)
SY9669	37106	7 59266 37106 4	USA	N	0.68	4	Synchronizer (Dual Engine) (Diesel) (Mag Pick Up)
DS0108	17150	7 59266 17150 3	USA	N	1.00	2	Depth Sounder (Transom Mounted Transducer)
GP7249	17001	7 59266 17001 8	USA	N	0.26	2	Fuel Level Gauge (E-1/2-F)
GP7046	17002	7 59266 17002 5	USA	N	0.26	2	Oil Pressure Gauge (80 PSI)
GP7603	17011	7 59266 17011 7	USA	N	0.26	2	Oil Pressure Gauge (100 PSI)
GP7162	17004	7 59266 17004 9	USA	N	0.26	2	Water Temperature Gauge (100-250 F)
GP7339	17016	7 59266 17016 2	USA	N	0.26	2	Trim Gauge (Mercury/Mariner/Mercruiser/Volvo DP/Yamaha-2001 and newer)
GP7474	17017	7 59266 17017 9	USA	N	0.26	2	Trim Gauge (J/E/Suzuki Outboard)
CL1032	17019	7 59266 17019 3	USA	N	0.30	2	Clock (Quartz) (Analog)
MH0095	17020	7 59266 17020 9	USA	N	0.30	2	Hourmeter (10,000 hrs) (12-32 VDC)
GP9930	17021	7 59266 17021 6	USA	N	0.32	2	SystemCheck Indicator
VP7040	17023	7 59266 17023 0	USA	N	0.26	2	Voltmeter (10-16 VDC)

Signature Gold							
Factory	Catalog	UPC	Origin	Hazard	Weight	Size	Description
TC9915	34507	7 59266 34507 2	USA	N	0.68	4	Tachometer (6000 RPM) (Gas) (Inboard & I/O)
TC9006	34517	7 59266 34517 1	USA	N	0.68	4	Tachometer (7000 RPM) (All outboard)
TD9737	34542	7 59266 34542 3	USA	N	0.68	4	Tachometer (4000 RPM) (Diesel) (Mechanical takeoff & var ratio alt)
TD9736	34518	7 59266 34518 8	USA	N	0.68	4	Tachometer (4000 RPM) (Diesel) (Mag Pick-Up)
TC9145	34532	7 59266 34532 4	USA	N	0.68	4	Tachometer with Hourmeter (6000 RPM) (Gas) (Inboard)
TCH004	34540	7 59266 34540 9	USA	N	0.68	4	Tachometer with Hourmeter (7000 RPM) (Gas) (Outboard)
TD9142	34534	7 59266 34534 8	USA	N	0.68	4	Tachometer with Hourmeter (4000 RPM) (Diesel) (Mech takeoff & var ratio alt)
TD9143	34541	7 59266 34541 6	USA	N	0.72	4	Tachometer with Hourmeter (4000 RPM) (Diesel) (Mag Pick-Up)
TC9929	34550	7 59266 34550 8	USA	N	0.68	4	Tachometer (7000 RPM) with SystemCheck Indicator (Gas) (J/E Outboard)
TC4008	34560	7 59266 34560 7	USA	N	0.68	4	Tachometer (7000 RPM) with Suzuki Monitor (Gas) (Suzuki Outboard)
SE9788	34510	7 59266 34510 2	USA	N	0.54	4	Speedometer (35 MPH) (Mechanical)
SE9769	34519	7 59266 34519 5	USA	N	0.54	4	Speedometer (80 MPH) (Mechanical)
SE9789	34521	7 59266 34521 8	USA	N	0.54	4	Speedometer (30 Knot) (Mechanical)
SE9792	34522	7 59266 34522 5	USA	N	0.54	4	Speedometer (50 Knot) (Mechanical)
SE9791	34523	7 59266 34523 2	USA	N	0.54	4	Speedometer (70 Knot) (Mechanical)
SY9668	34501	7 59266 34501 0	USA	N	0.68	4	Synchronizer (Dual Engine)
GP7415	14501	7 59266 14501 6	USA	N	0.26	2	Fuel Level Gauge (E-1/2-F)
GP7285	14518	7 59266 14518 4	USA	N	0.26	2	Fuel Level Gauge (Metric)
GP7281	14519	7 59266 14519 1	USA	N	0.26	2	Tank Level Gauge (Potable water)
GP7209	14520	7 59266 14520 7	USA	N	0.26	2	Tank Level Gauge (Potable water) (Metric)
GP7414	14502	7 59266 14502 3	USA	N	0.26	2	Oil Pressure Gauge (80 PSI)
GP7067	14503	7 59266 14503 0	USA	N	0.26	2	Oil Pressure Gauge (100 PSI)
GP7168	14524	7 59266 14524 5	USA	N	0.26	2	Oil Pressure Gauge (5 BAR) (Metric)
GP7169	14525	7 59266 14525 2	USA	N	0.26	2	Oil Pressure Gauge (10 BAR) (Metric)
GP7066	14526	7 59266 14526 9	USA	N	0.26	2	Transmission Pressure (25 BAR/350 PSI) (Metric)
OP1077	14512	7 59266 14512 2	USA	N	0.62	2	Water Pressure Gauge Kit (30 PSI)
OP1076	14575	7 59266 14575 7	USA	N	0.62	2	Water Pressure Gauge Kit (60 PSI)
OP1078	14521	7 59266 14521 4	USA	N	0.62	2	Water Press Gauge Kit (2 Bar) (Metric)
GP7161	14506	7 59266 14506 1	USA	N	0.28	2	Cylinder Head Temperature (60 - 220 F) with sender
GP7170	14529	7 59266 14529 0	USA	N	0.28	2	Cylinder Head Temperature (20 - 100 C) with sender
GP7416	14504	7 59266 14504 7	USA	N	0.26	2	Water Temperature Gauge (100-250 F)
GP7167	14528	7 59266 14528 3	USA	N	0.26	2	Water Temperature Gauge (40-120 C) (Metric)
GP7439	14589	7 59266 14589 4	USA	N	0.26	2	Trim Gauge (Honda) (May require harness 93100)
GP7417	14507	7 59266 14507 8	USA	N	0.26	2	Trim Gauge (Mercury/Mariner/Mercruiser/Volvo DP/Yamaha-2001 and newer)
GP7428	14509	7 59266 14509 2	USA	N	0.26	2	Trim Gauge (J/E/Suzuki Outboard)
GP7429	14508	7 59266 14508 5	USA	N	0.26	2	Trim Gauge (OMC Cobra/Volvo SX)
GP7427	14590	7 59266 14590 0	USA	N	0.26	2	Trim Gauge (Yamaha 1997 thru 2000)
AP9533	14531	7 59266 14531 3	USA	N	0.26	2	Ammeter (60-0-60)
VP7917	14523	7 59266 14523 8	USA	N	0.30	2	Battery Condition Indicator (12 VDC)
MH0093	14513	7 59266 14513 9	USA	N	0.30	2	Hourmeter (10,000 hrs) (12-32 VDC)
GP7421	14522	7 59266 14522 1	USA	N	0.32	2	Rudder Angle Indicator
GP9914	14553	7 59266 14553 5	USA	N	0.32	2	SystemCheck Indicator
GP4817	14554	7 59266 14554 2	USA	N	0.32	2	Suzuki Monitor
VP7039	14505	7 59266 14505 4	USA	N	0.26	2	Voltmeter (10-16 VDC)
VP7043	14560	7 59266 14560 3	USA	N	0.26	2	Voltmeter (20-32 VDC)

Spun Silver							
Factory	Catalog	UPC	Origin	Hazard	Weight	Size	Description
TC9476	36004	7 59266 36004 4	USA	N	0.68	4	Tachometer (6000 RPM) (Gas) (Inboard & I/O)
TC9004	36005	7 59266 36005 1	USA	N	0.68	4	Tachometer (7000 RPM) (All outboard)
TD9371	36007	7 59266 36007 5	USA	N	0.68	4	Tachometer (4000 RPM) (Diesel) (Mag Pick-Up)
TC9196	36032	7 59266 36032 7	USA	N	0.68	4	Tachometer with Hourmeter (6000 RPM) (Gas) (Inboard)
TD9370	36034	7 59266 36034 1	USA	N	0.72	4	Tachometer with Hourmeter (4000 RPM) (Diesel) (Mag Pick-Up)
TC9478	36050	7 59266 36050 1	USA	N	0.68	4	Tachometer (7000 RPM) with SystemCheck Indicator (Gas) (J/E Outboard)
TC4027	36051	7 59266 36051 8	USA	N	0.68	4	Tachometer (7000 RPM) with Suzuki Monitor (Gas) (Suzuki Outboard)
SE9401	36008	7 59266 36008 2	USA	N	0.54	4	Speedometer (35 MPH) (Mechanical)
SE9402	36009	7 59266 36009 9	USA	N	0.54	4	Speedometer (55 MPH) (Mechanical)
SE9910	36010	7 59266 36010 5	USA	N	0.54	4	Speedometer (65 MPH) (Mechanical)
SE9403	36011	7 59266 36011 2	USA	N	0.54	4	Speedometer (80 MPH) (Mechanical)
DS0104	16150	7 59266 16150 4	USA	N	1.00	2	Depth Sounder (Transom Mounted Transducer)
DS0104	16151	7 59266 16151 1	USA	N	1.00	2	Depth Sounder (In-Hull Mounted Transducer)
GP9932	16001	7 59266 16001 9	USA	N	0.26	2	Fuel Level Gauge (E-1/2-F)
GP9623	16002	7 59266 16002 6	USA	N	0.26	2	Oil Pressure Gauge (80 PSI)
OP1101	16003	7 59266 16003 3	USA	N	0.62	2	Water Pressure Gauge Kit (30 PSI)
GP9428	16004	7 59266 16004 0	USA	N	0.26	2	Water Temperature Gauge (100-250 F)
GP7666	16089	7 59266 16089 7	USA	N	0.26	2	Trim Gauge (Honda) (May require harness 93100)
GP9223	16016	7 59266 16016 3	USA	N	0.26	2	Trim Gauge (Mercury/Mariner/Mercruiser/Volvo DP/Yamaha-2001 and newer)
GP9224	16017	7 59266 16017 0	USA	N	0.26	2	Trim Gauge (J/E/Suzuki Outboard)
GP4438	16018	7 59266 16018 7	USA	N	0.26	2	Trim Gauge (OMC Cobra/Volvo SX)
CL1043	16019	7 59266 16019 4	USA	N	0.30	2	Clock (Quartz) (Analog)
MH0114	16020	7 59266 16020 0	USA	N	0.30	2	Hourmeter (10,000 hrs) (12-32 VDC)
GP9910	16021	7 59266 16021 7	USA	N	0.32	2	SystemCheck Indicator
GP4839	16022	7 59266 16022 4	USA	N	0.32	2	Suzuki Monitor
VP9223	16023	7 59266 16023 1	USA	N	0.26	2	Voltmeter (10-16 VDC)

Black Fade - MG Digital gauges							
Factory	Catalog	UPC	Origin	Hazard	Weight	Size	Description
KTF032	KTF032	7 59266 00032 2	USA	N	5.00		Boxed Set - Tachometer (7000 RPM) (NMEA 2000) (MG3000) Speedometer (60 MPH) (MG1000) Water Pressure Gauge (60 PSI) (MG Digital) Trim Gauge (MG Digital)
KTF042	KTF042	7 59266 00042 1	USA	N	5.00		Boxed Set - Tachometer (7000 RPM) (SmartCraft) (MG3000) Speedometer (60 MPH) (MG1000) Water Pressure Gauge (60 PSI) (MG Digital) Trim Gauge (MG Digital)
KTF034	KTF034	7 59266 00034 6	USA	N	4.00		Boxed Set - Tachometer (7000 RPM) (NMEA 2000) (MG3000) Speedometer (60 MPH) (MG1000)
KTF043	KTF043	7 59266 00043 0	USA	N	4.00		Boxed Set - Tachometer (7000 RPM) (SmartCraft) (MG3000) Speedometer (60 MPH) (MG1000)
MGT017	MGT017	7 59266 00017 9	USA	N	1.00	4	Tachometer (7000 RPM) (NMEA 2000) (MG3000)
MGT018	MGT018	7 59266 00018 6	USA	N	1.00	4	Tachometer (7000 RPM) (SmartCraft) (MG3000)
SG0008	SG0008	7 59266 00008 7	USA	N	1.00	4	Speedometer (100 KPH) (MG1000)
SG0007	SG0007	7 59266 00007 0	USA	N	1.00	4	Speedometer (60 MPH) (MG1000)
GE0166	GE0166	7 59266 00166 4	USA	N	1.00	2	Fuel Level Gauge (MG Digital)
GE0167	GE0167	7 59266 00167 1	USA	N	1.00	2	Trim Gauge (MG Digital)
VE0026	VE0026	7 59266 00026 1	USA	N	1.00	2	Voltmeter (10-16 VDC) (MG Digital)
GE0168	GE0168	7 59266 00168 8	USA	N	1.00	2	Water Pressure Gauge (60 PSI) (MG Digital)
KTF033	KTF033	7 59266 00033 9	USA	N	1.00		Harness - Suzuki NMEA 2000 (Engine to Back Bone) - For use with KTF138 and KTF037 - Sold separately.
KTF035	KTF035	7 59266 00035 3	USA	N	1.00		Harness - Honda NMEA 2000 (Engine to Back Bone) - For use with KTF138 and KTF037 - Sold separately.
KTF036	KTF036	7 59266 00036 0	USA	N	1.00		Harness - Yamaha NMEA 2000 (Engine to Back Bone) - For use with KTF138 and KTF037 - Sold separately.
KTF037	KTF037	7 59266 00037 7	USA	N	1.00		Harness - NMEA 2000 (Tachometer to Back Bone)
KTF044	KTF044	7 59266 00044 5	USA	N	1.00		Harness - SmartCraft (Tachometer to Back Bone)
KTF138	KTF138	7 59266 00138 1	USA	N	3.00		Harness - NMEA 2000 Mini Back Bone Harness

5 Inch Gauges							
Factory	Catalog	UPC	Origin	Hazard	Weight	Size	Description
TCH223			USA	N	1.00	5	Tachometer (6000 RPM) (Gas) - Euro SS
TD9156			USA	N	1.00	5	Tachometer with Hourmeter (4000 RPM) (Diesel) (Mag Pick-Up) - Euro SS
SE9367			USA	N	1.00	5	Speedometer (65 MPH) (Mechanical) - Euro SS
TC9381			USA	N	1.00	5	Tachometer with Hourmeter (6000 RPM) (Gas) - Chesapeake SS White
TD9369			USA	N	1.00	5	Tachometer with Hourmeter (4000 RPM) (Diesel) (Mag Pick-Up) - Chesapeake SS White
SE9504			USA	N	1.00	5	Speedometer (60 MPH) (Mechanical) - Chesapeake SS White
TCH225			USA	N	1.00	5	Tachometer with Hourmeter (6000 RPM) (Gas) - Chesapeake SS Black
TD9210			USA	N	1.00	5	Tachometer with Hourmeter (4000 RPM) (Diesel) (Mag Pick-Up) - Chesapeake SS Black






Accessories							
Factory	Catalog	UPC	Origin	Hazard	Weight	Size	Description
LS6025	91001	7 59266 91001 0	USA	N	0.62		SENDER (Fuel Level) (American 8-16 inch) (Single)
LS6029	91002	7 59266 91002 7	USA	N	0.62		SENDER (Fuel Level) (American 8-16 inch) (Dual)
LS6026	91003	7 59266 91003 4	USA	N	0.68		SENDER (Fuel Level) (American 14-24 inch) (Single)
LS6030	91004	7 59266 91004 1	USA	N	0.68		SENDER (Fuel Level) (American 14-24 inch) (Dual)
LS6028	91005	7 59266 91005 8	USA	N	0.62		SENDER (Fuel Level) (European 20-40 cm) (Single)
LS6031	91006	7 59266 91006 5	USA	N	0.62		SENDER (Fuel Level) (European 20-40 cm) (Dual)
LS6027	91007	7 59266 91007 2	USA	N	0.67		SENDER (Fuel Level) (European 36-60 cm) (Single)
LS6032	91008	7 59266 91008 9	USA	N	0.67		SENDER (Fuel Level) (European 36-60 cm) (Dual)
PL1040	91017	7 59266 91017 1	USA	N	0.14		SENDER (FUEL LEVEL INSTALLATION KIT)
TS1029	90401	7 59266 90401 9	USA	N	0.10		SENDER (Temperature) (1/8) (American Single Standard)
TS2035	90402	7 59266 90402 6	USA	N	0.10		SENDER (Temperature) (1/4) (American Single Standard)
TS3044	90403	7 59266 90403 3	USA	N	0.10		SENDER (Temperature) (3/8) (American Single Standard)
TS4042	90404	7 59266 90404 0	USA	N	0.10		SENDER (Temperature) (1/2) (American Single Standard)
TS1055	90410	7 59266 90410 1	USA	N	0.10		SENDER (Temperature) (1/8) (American Single Float)
TS1056	90406	7 59266 90406 4	USA	N	0.06		SENDER (Temperature) (1/8) (American Dual Standard)
TS1057	90411	7 59266 90411 8	USA	N	0.10		SENDER (Temperature) (1/8) (American Dual Float)
TS1058	90412	7 59266 90412 5	USA	N	0.06		SENDER (Temperature) (1/8) (European Single Standard)
TS1059	90413	7 59266 90413 2	USA	N	0.10		SENDER (Temperature) (1/8) (European Single Float)
TS1060	90414	7 59266 90414 9	USA	N	0.06		SENDER (Temperature) (1/8) (European Dual Standard)
TS1061	90415	7 59266 90415 6	USA	N	0.10		SENDER (Temperature) (1/8) (European Dual Float)
TS5026	90405	7 59266 90405 7	USA	N	0.02		SENDER (Cylinder Head Temperature)
TS1062	90416	7 59266 90416 3	USA	N	0.10		SENDER (Temperature) (M10 X M1.0) (American Single Standard)
TS1068	90423	7 59266 90423 1	USA	N	0.10		SENDER (Temperature) (M12 X M1.5) (American Dual Float)
TS1072	90425	7 59266 90425 5	USA	N	0.10		SENDER (Temperature) (M10 X M1.0) (European Single Float)
TS1075	90428	7 59266 90428 6	USA	N	0.06		SENDER (Temperature) (M12 X M1.5) (European Single Standard)
SD0003	90512	7 59266 90512 2	USA	N	0.36		SENDER (Oil Pressure) (1/8 NPTF American 80 PSI) (Single Standard)
SD0024	90513	7 59266 90513 9	USA	N	0.38		SENDER (Oil Pressure) (1/8 NPTF American 80 PSI) (Single Float)
SD0025	90511	7 59266 90511 5	USA	N	0.36		SENDER (Oil Pressure) (1/8 NPTF American 80 PSI) (Dual Standard)
SD0031	90516	7 59266 90516 0	USA	N	0.38		SENDER (Oil Pressure) (1/8 NPTF European 5 BAR) (Single Float)
SD0032	90517	7 59266 90517 7	USA	N	0.38		SENDER (Oil Pressure) (1/8 NPTF European 5 BAR) (Dual Standard)
SD0033	90518	7 59266 90518 4	USA	N	0.40		SENDER (Oil Pressure) (1/8 NPTF European 5 BAR) (Dual Float)
SD0006	90519	7 59266 90519 1	USA	N	0.38		SENDER (Oil Pressure) (1/8 NPTF American 100 PSI) (Single Standard)
SD0027	90520	7 59266 90520 7	USA	N	0.40		SENDER (Oil Pressure) (1/8 NPTF American 100 PSI) (Single Float)
SD0028	90534	7 59266 90534 4	USA	N	0.38		SENDER (Oil Pressure) (1/8 NPTF American 100 PSI) (Dual Standard)
SD0029	90521	7 59266 90521 4	USA	N	0.38		SENDER (Oil Pressure) (1/8 NPTF American 100 PSI) (Dual Float)
SD0035	90526	7 59266 90526 9	USA	N	0.28		SENDER (Oil Pressure) (1/8 NPTF European 10 BAR) (Single Standard)
SD0036	90527	7 59266 90527 6	USA	N	0.28		SENDER (Oil Pressure) (1/8 NPTF European 10 BAR) (Single Float)
SD0037	90528	7 59266 90528 3	USA	N	0.25		SENDER (Oil Pressure) (1/8 NPTF European 10 BAR) (Dual Standard)
SD0038	90529	7 59266 90529 0	USA	N	0.26		SENDER (Oil Pressure) (1/8 NPTF European 10 BAR) (Dual Float)
AD0048	90601	7 59266 90601 3	USA	N	0.08		BUSHING KIT [NPTF (1/8 x 1/4) and NPTF (1/8 x 3/8)]
BS0005	90602	7 59266 90602 0	USA	N	0.20		BUSHING KIT [NPTF (1/8 x 1/2) and NPTF (1/8 x 5/8)]
AD0050	90603	7 59266 90603 7	USA	N	0.10		BUSHING KIT [BSP (1/8 x 1/8) and BSPF (1/8 x 1/8)]
AD0028	90604	7 59266 90604 4	USA	N	0.14		BUSHING KIT [European (1/8 x M10 x 1) taper and (1/8 x M12 x 1)]
AD0040	90605	7 59266 90605 1	USA	N	0.14		BUSHING KIT [European (1/8 x 12 x 1.5) and (M14 x 1.5)]
AD0031	90606	7 59266 90606 8	USA	N	0.20		BUSHING KIT [European (1/8 x 16 x 1.5) and (1/8 x M18 x 1.5)]
SD0041	90530	7 59266 90530 6	USA	N	0.52		SENDER (Rudder Angle) (Single station) (Standard or Floating ground)
SD0039	90531	7 59266 90531 3	USA	N	0.52		SENDER (Rudder Angle) (Dual station) (Standard or Floating ground)
DK9005	90901	7 59266 90901 4	USA	N	0.40		SENDER (Tachometer) (Diesel) (Mechanical takeoff)
KS9007	91109	7 59266 91109 3	USA	N	0.30		PITOT KIT (Universal)
KS9003	91106	7 59266 91106 2	USA	N	0.56		PITOT KIT (Universal) (20 ft. tubing)
CG0001	91105	7 59266 91105 5	USA	N	0.02		PITOT KIT (Escutcheon cover plate for pitot tubing)
SK0001	90801	7 59266 90801 7	USA	N	0.02		LIGHTING [Wedge base lamp socket (all styles)]
LM0004	90802	7 59266 90802 4	USA	N	0.02		LIGHTING [No. 161 bulb (Electronic gauges) (except white dials)]
LM0012	90803	7 59266 90803 1	USA	N	0.02		LIGHTING [No. 124 bulb (Mechanical Gauges) (all styles)]
LM0009	90804	7 59266 90804 8	USA	N	0.02		LIGHTING [No. 168 bulb (Tach & Speedo (COMPETITION series)]
LM0006	90806	7 59266 90806 2	USA	N	0.02		LIGHTING [No. 194 bulb (Tach & Speedo except COMP series)]

Accessories							
Factory	Catalog	UPC	Origin	Hazard	Weight	Size	Description
FI0021	90809	7 59266 90809 3	USA	N	0.02		LIGHTING [Red color tint lighting boots (4)]
FI0022	90807	7 59266 90807 9	USA	N	0.02		LIGHTING [Blue color tint lighting boots (4)]
LM0013	90304	7 59266 90304 3	USA	N	0.06		Adaptor Kit - 24 VDC [All speedometers (24-volt bulb only)]
LM0013	90305	7 59266 90305 0	USA	N	0.02		Adaptor Kit - 24 VDC [Ammeter & Water Pressure gauge (24-volt bulb only)]
GY0158	90306	7 59266 90306 7	USA	N	0.06		Adaptor Kit - 24 VDC [Clock (ACS)]
GY0097	90312	7 59266 90312 8	USA	N	0.06		Adaptor Kit - 24 VDC [Cylinder Head Temperature]
GY0099	90314	7 59266 90314 2	USA	N	0.06		Adaptor Kit - 24 VDC [Fuel Level/Tank Level/Trim Gauge (OMC OB & OMC Stern drive)/Oil Press (80 & 100 PSI)]
GY0094	90310	7 59266 90310 4	USA	N	0.06		Adaptor Kit - 24 VDC [Water Temp (F & C)/Trim Gauge (Mercury/Mariner/Mercruiser/Volvo DP & Yamaha (EST Stern drive))]
GY0156	90315	7 59266 90315 9	USA	N	0.06		Adaptor Kit - 24 VDC [Oil Press (5 & 10 Bar)/Trans Press (25 BAR)/European (Fuel Level/Tank level/Rudder Angle)]
GY0156	90309	7 59266 90309 8	USA	N	0.06		Adaptor Kit - 24 VDC [Oil Press (5 & 10 Bar)/Trans Press (25 BAR)/European (Fuel Level/Tank level/Rudder Angle)]
GY0094	90310	7 59266 90310 4	USA	N	0.06		Adaptor Kit - 24 VDC [Fuel Level Tank Level Water Temp Cyl Head Temp Oil (80 PSI) Trim (Mercury/Mariner/Mercruiser/Volvo)]
GY0155	90311	7 59266 90311 1	USA	N	0.06		Adaptor Kit - 24 VDC [Water Temp C/Trim Gauge (Cobra & Volvo SX)/Oil Pressure (150 PSI)]
DY0006	91311	7 59266 91311 0	USA	N	Call		DISPLAY (Deluxe display with 8 non-functional instruments)
DY0005	91312	7 59266 91312 7	USA	N	Call		DISPLAY (Sampler display with 4 non-functional instruments)
DY0011	91313	7 59266 91313 4	USA	N	Call		DISPLAY [Small Burl wood with 4 non-functional instruments (2-4 & 2-2)]
DY0009	91314	7 59266 91314 1	USA	N	Call		DISPLAY [Medium Burl wood with 8 non-functional instruments (4-4 & 4-2)]
DY0010	91315	7 59266 91315 8	USA	N	Call		DISPLAY [Large Burl wood with 8 non-functional instruments (2-5, 2-4 & 4-2)]
DY0012	91316	7 59266 91316 5	USA	N	Call		DISPLAY [Small Carbon Fiber with 4 non-functional instruments (2-4 & 2-2)]
DY0007	91317	7 59266 91317 2	USA	N	Call		DISPLAY [Medium Carbon Fiber with 8 non-functional instruments (4-4 & 4-2)]
DY0008	91318	7 59266 91318 9	USA	N	Call		DISPLAY [Large Carbon Fiber with 8 non-functional instruments (2-5, 2-4 & 4-2)]
PM0110	92001	7 59266 92001 9	USA	N	Call	2	PACKAGING (Clamshell Package)
PM0111	92002	7 59266 92002 6	USA	N	Call	4	PACKAGING (Clamshell Package)
PM0110	92003	7 59266 92003 3	USA	N	Call	2	PACKAGING (Personal WaterCraft Instruments Clamshell)
PM0111	92004	7 59266 92004 0	USA	N	Call	2	PACKAGING (Water Pressure Gauge Kit Clamshell)
Transducer							
SN2060A			USA	N	1.00		Transducer - Depth (Thru-Hull)
SN2010			USA	N	1.00		Transducer - Depth (In-Hull)
SN2011			USA	N	1.00		Transducer - Depth (Transom Mount)
SN0019			USA	N	1.00		Transducer - Fuel Flow
SN0031			USA	N	1.00		Transducer - Depth / Paddle Wheel Speed / Temperature Sensor (Thru-Hull)
SN0015			USA	N	1.00		Paddle Wheel Speed Sensor / Temperature Sensor (Thru-Hull)
SN0007			USA	N	1.00		Paddle Wheel Speed Sensor (Transom Mount)



Transducers and Sensors

Combined with our Depth sounders and other electronic instrumentation these transducers and senders offer a wide range of options to fit your needs.

SN0007	<p>Transom Mounted Non-Clogging Speed Sender Transom mounted the paddle wheel and housing do not project beyond the hull allowing for minimal drag and spray. Unlike pilot tubes this speed sensor will not be damaged by beaching or other impact. This sensor comes with an adjustable bracket allowing mounting to a 3° to 16° angled Transom.</p>	
SN0015	<p>Thru-hull Flush Mounted Temperature and Speed Sender Perfect for water sports which require continuous accurate speed measurements like water-skiing, where boat angles can sometimes interrupt transom mounted senders. The thru-hull flush mounted temperature and speed sender offer virtually no drag. Easy installation and accuracy makes this sender the perfect choice for water sports.</p>	
SN2010	<p>Adjustable In-hull Transducer This in-hull transducer has a patented adjustable feature which ensures that sound waves are transmitted vertically to the bottom on almost any hull with a dead rise up to 22°. With no hull penetration, installation is easy and high speed performance is maximized.</p>	
SN2011	<p>Transom Mounted Depth Transducer With a low profile this depth unit offers little drag and easy installation for dead rise angles up to 30°. Designed with a release bracket to protect against impact damage. This unit provides good high speed operations up to 55 knots.</p>	
SN0031	<p>Thru-Hull Retractable Triducer The retractable insert allows quick and easy servicing. This sender measures depth, paddle wheel speed, and temperature all in a compact housing. The fan shape transducer beam means no performance loss on hulls with up to a 22° rise.</p>	

Part#	Type	Mount	Description
GPS100	GPS Antenna		
GPS101	GPS Antenna		
SN0001	Speedo	Transom	
SN0004	Compass with Harness		
SN0007	Speedo	Transom	25' Non-Clogging
SN0010	Speedo/Depth	In-Hull	Adjustable
SN0011	Depth	Transom	
SN0012	Speedo/Depth/Temp	Transom	
SN0015	Speedo/Temp	Thru Hull	
SN0016	Speedo/Depth/Temp	Transom	600' Range
SN0018	Depth	Thru Hull	20' 235KHz
SN0019	Fuel Flow	In-Line	
SN0020	Depth	Thru Hull	26' 235KHz
SN0021	Depth	Transom	235KHz
SN0023	Depth	In-Hull	18' Fixed
SN0030	Speedo/Depth	In-Hull	SN0010 with out Mounting Cup
SN0031	Speed/Depth/Temp	Thru Hull	Retractable
SN0033	Depth	In-Hull	
SN0034	Speedo/Temp	Thru Hull	
SN0036A	Depth/Temp	Thru Hull	
SN0037	Speedo/Temp	Thru Hull	9m
SN0040N	Depth	Thru Hull	26' 235KHz
SN0048N	Depth	Thru Hull	20' 235KHz
SN0050A	Depth	Thru Hull	26' 235KHz
SN0058A	Depth	Thru Hull	20' 235KHz
SN0060A	Depth	Thru Hull	20' 1 5/8"
SN0068A	Depth	Thru Hull	20' 1 5/8"
SN0100	Maestro Depth/Temp		0 Tilt
SN0108	Depth	Transom	0 Tilt, Retractable
SN0200	Speedo	Transom	
SN1001	Speedo	Transom	SN0001 Crimped
SN1007	Speedo	Transom	SN0007 with Bullet
SN1015	Speedo/Temp	Thru Hull	SN0015 with Terminal (TE0090)
SN1018	Depth	Thru Hull	48" SN0018 with 2-pin Deutsch connectors (CN0103)
SN1019	Fuel Flow	In-Line	SN0019 with 2-pin Deutsch connectors (CN0103)
SN1020	Depth	Thru Hull	48" SN0020 with 2-pin Deutsch connectors (CN0103)
SN1021	Depth	Transom	SN0021 with 2-pin Packard Connectors (CN0068)
SN1023A	Depth	In-Hull	48" SN0023 with 2-pin Packard Connectors (CN0068)
SN1030	Speedo/Depth	In-Hull	SN0030 with 2-pin Packard Connectors (CN0068)
SN1036A	Depth	Thru Hull	48" SN0036a with 48" cable
SN1040N	Depth	Thru Hull	48" SN0040N with 2-pin Deutsch connectors (CN0103)
SN1050A	Depth	Thru Hull	48" SN0050A with 2-pin Packard Connectors (CN0103)
SN1060A	Depth	Thru Hull	48" SN0060A with 2-pin Deutsch connectors (CN0103)
SN2010	Speedo/Depth	In-Hull	SN0010 with 2-pin Packard Connectors (CN0068)
SN2011	Depth	Transom	SN0011 with HW0197
SN2012	Speedo/Depth/Temp	Transom	SN0012 with 2-pin Packard Connectors (CN0068)
SN2015	Speedo/Temp	Thru Hull	SN0015 with HW0209
SN2016	Speedo/Depth/Temp	Transom	SN0016 with 2-pin Packard Connectors (CN0068)
SN2018	Depth	Thru Hull	20' SN0018 with 2-pin Packard Connectors (CN0068)
SN2020	Depth	Thru Hull	26' SN0020 with 2-pin Packard Connectors (CN0068)
SN2030	Speedo/Depth	In-Hull	48" SN0030 with 2-pin Packard Connectors (CN0068)
SN2031	Speed/Depth/Temp	Thru Hull	SN0031 with HW0197
SN2033	Depth	In-Hull	SN0033 with 2-pin Packard Connectors (CN0068)
SN2034	Speedo/Temp	Thru Hull	SN0034 Bulk Pack 24
SN2037	Speedo/Temp	Thru Hull	9m SN0037 Bulk Pack 24
SN2040N	Depth	Thru Hull	26' SN0040N with 2-pin Packard Connectors (CN0068)
SN2048N	Depth	Thru Hull	20' SN0048N with 2-pin Packard Connectors (CN0068)
SN2050A	Depth	Thru Hull	26' SN1050A with 2-pin Packard Connectors (CN0068)
SN2058A	Depth	Thru Hull	20' SN0058A with 2-pin Packard Connectors (CN0068)
SN2060A	Depth	Thru Hull	26' SN0060A with 2-pin Packard Connectors (CN0068)
SN2068A	Depth	Thru Hull	20' SN0068A with 2-pin Packard Connectors (CN0068)
SN3001	Speedo	Transom	SN0001 with TE0096
SN3010	Speedo/Depth	In-Hull	SN0010 with HW0197
SN3011	Depth	Transom	SN0011 with 2-pin Packard Connectors (CN0068)
SN3012	Speedo/Depth/Temp	Transom	SN0012 with AMP Connection
SN3018	Depth	Thru Hull	20' SN0018 with 2-pin Packard Connectors (CN0068)
SN3023	Depth	In-Hull	48" SN0023 with 2-pin Packard Connectors (CN0068)
SN3060A	Depth	Thru Hull	8' 1 5/8" with Pig tail
SN3400	Speedo/Temp	Thru Hull	SN0034 Transducer only
SN3700	Speedo/Temp	Thru Hull	SN0037 Sensor only
SN4010	Speedo/Depth	In-Hull	48" SN0010 with 2-pin Deutsch connectors (CN0103)
SN4011	Depth	Transom	SN0011 with HW0197 Premier
SN4012	Speedo/Depth	Transom	SN0012 with connector (CN0081)
SN4020	Depth	Thru Hull	SN0020 with 4-pin Packard Connector (CN0082)
SN4021	Depth	Transom	SN0011 with HW0197 (Calypso Chrome)
SN4040	Depth	Thru Hull	26' SN0040 with 4-pin Packard Connector (CN0082)
SN4050A	Depth	Thru Hull	SN0050A with 4-pin Packard Connectors (CN0082)
SN4060A	Depth	Thru Hull	26' SN0060A with 4-pin Packard Connector (CN0082)
SN5010	Speedo/Depth	In-Hull	48" SN0030 with 2-pin Packard Connectors (CN0068)
SN5011	Depth	Transom	32" SN0011 with 2-pin Deutsch connectors (CN0103)
SN5012	Speedo/Depth/Temp	Transom	SN0012 with HP0032 (Transducer Kit)



Made in the USA

P.O. Box 983 • Uncasville, CT 06382
 Tel: 860-848-9271 Fax: 860-848-2704
www.faria-instruments.com



Made in America for more than 50 years.



ENGINEERED *Elegance*[™]

With some of the most sophisticated vehicle information and instrumentation systems in the industry, and a range of products that are rugged enough to survive on military Humvee and heavy construction equipment, or with innovative styling for your boat or RV, Faria Corporation has the right products to meet future global needs for rugged, reliable, and innovative instrumentation.



**www.faria-instruments.com
or call 860-848-9271**

P.O. Box 983 • Uncasville, CT 06382 Tel: 860-848-9271 Fax: 860-848-2704